

第 1 5 章

財 政

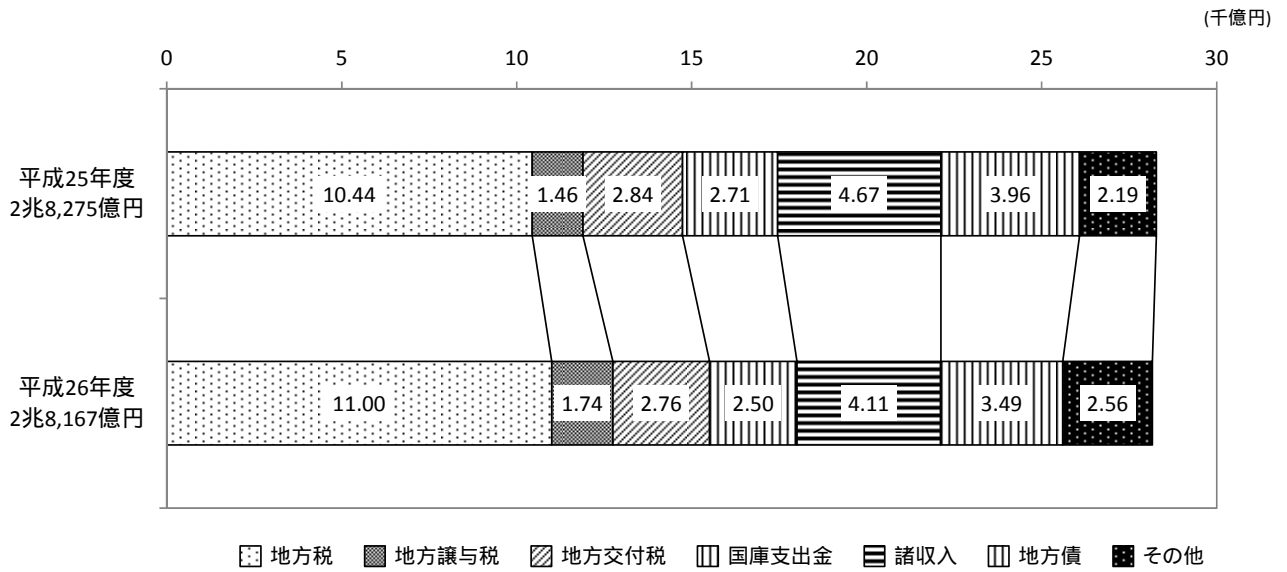
# 第15章 財 政

## 大阪府の財政

平成26年度の一般会計の実質収支は7年連続で黒字

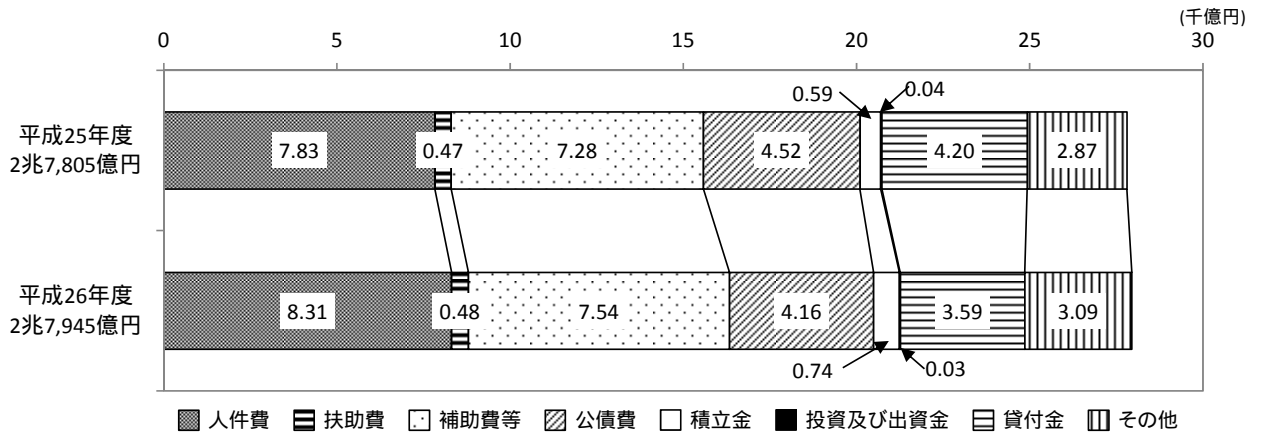
平成26年度の一般会計の決算は、企業業績の改善により府税収入が増加したことや継続的に経費節減努力を行った結果、実質収支は38億8,231万円で、7年連続で黒字を維持しました。

大阪府の歳入の内訳(平成25年度・平成26年度)



[表 15-1 参照]

大阪府の歳出の内訳(平成25年度・平成26年度)



[表 15-3 参照]

市町村の財政

平成26年度の府内市町村普通会計決算額は、歳入3兆8,754億円、歳出3兆8,400億円と前年度に比べて、歳入は0.2%減少、歳出は0.5%増加しています。

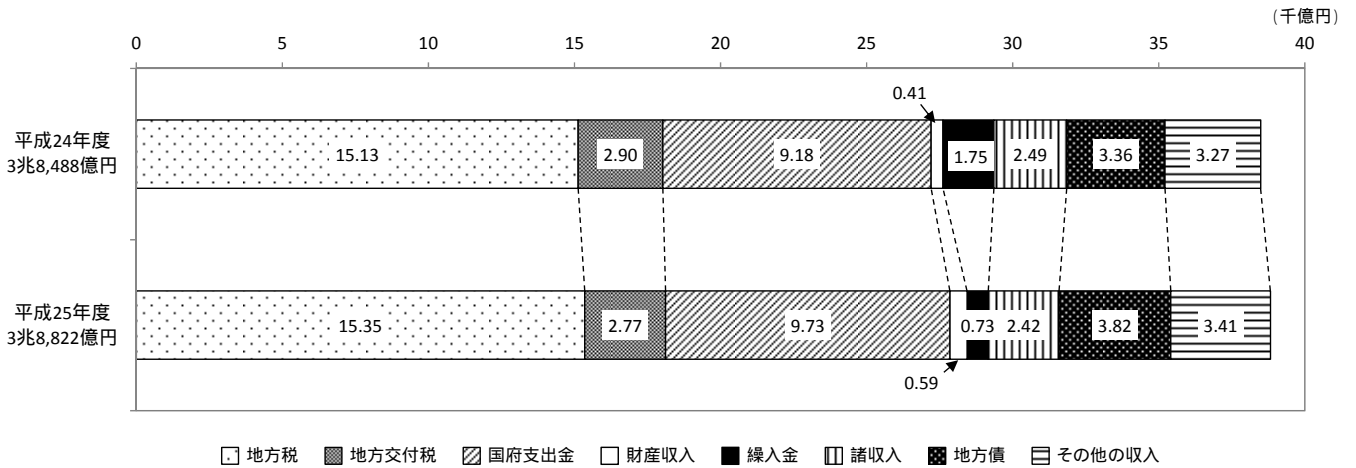
決算の収支状況は、形式収支では354億円の黒字であり、翌年度への繰越財源を差し引いた実質収支は252億円の赤字となっておりますが、府内の赤字団体はありません。

平成26年度の歳入を科目別にみると、前年度に比べ、地方税は252億円(前年比1.6%)増加、地方交付税は101億円(同3.6%)減少、国庫支出金は97億円(同1.2%)増加、地方債は555億円(同14.5%)減少となっています。

平成26年度の歳出を目的別にみると、民生費が1兆7,204億円で前年度に比べ865億円(同5.3%)増加し、歳出に占める構成比も44.8%と高いものになっています。

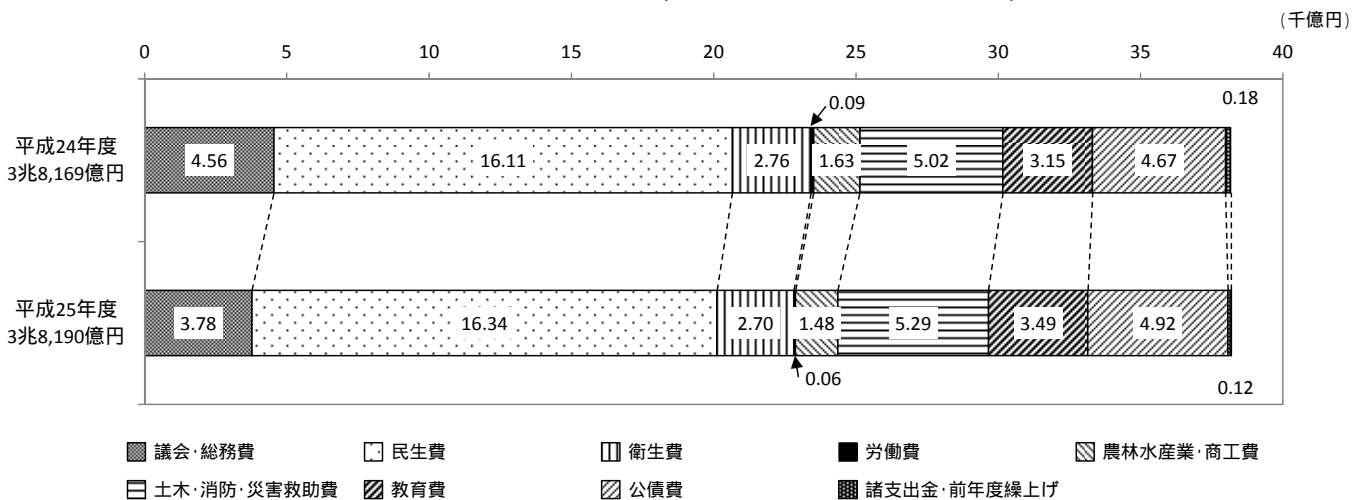
大阪府では、地方税収入未済額のさらなる縮減を図るため、府と大阪市、堺市を含む府内27市町との間で平成27年4月1日に「大阪府域地方税徴収機構」を設置しました。機構では、滞納事案の引継を受け、府と市町職員が共同して積極的な徴収を行っています。

府内市町村の歳入の内訳(平成25年度・平成26年度)



[表 15-9 参照]

府内市町村の歳出の内訳(平成25年度・平成26年度)



[表 15-9 参照]

15-1 大阪府普通会計歳入決算額

| 区 分                   | 平成22年度        | 平成23年度        | 平成24年度        | 平成25年度        | 構成比   | 平成26年度        | 構成比   | 対前年度<br>増 加 率 |
|-----------------------|---------------|---------------|---------------|---------------|-------|---------------|-------|---------------|
|                       | 千円            | 千円            | 千円            | 千円            |       | %             |       |               |
| 歳 入 総 額               | 3,681,931,420 | 2,847,198,057 | 2,782,199,220 | 2,827,456,874 | 100.0 | 2,816,635,113 | 100.0 | 0.4           |
| 地 方 税                 | 985,968,006   | 970,208,279   | 993,622,536   | 1,044,208,920 | 36.9  | 1,100,318,955 | 39.1  | 5.4           |
| 府 民 税                 | 386,293,453   | 383,372,647   | 396,219,325   | 423,375,058   | 15.0  | 435,602,919   | 15.4  | 2.9           |
| 事 業 税                 | 208,240,851   | 208,403,002   | 215,746,824   | 240,359,085   | 8.5   | 258,285,678   | 9.2   | 7.5           |
| 地 方 消 費 税             | 195,401,456   | 188,297,479   | 189,273,959   | 198,306,141   | 7.0   | 232,774,770   | 8.3   | 17.4          |
| 不 動 産 取 得 税           | 37,011,709    | 29,572,464    | 31,207,073    | 30,896,987    | 1.1   | 30,508,994    | 1.1   | 1.3           |
| 府 た ば こ 税             | 20,937,479    | 23,679,470    | 23,256,055    | 13,814,240    | 0.5   | 12,388,315    | 0.4   | 10.3          |
| ゴ ル フ 場 利 用 税         | 1,638,436     | 1,609,919     | 1,598,490     | 1,534,143     | 0.0   | 1,532,077     | 0.1   | 0.1           |
| 特 別 地 方 消 費 税         | 1,046         | 286           | -             | -             | -     | -             | -     | -             |
| 自 動 車 税               | 82,511,693    | 81,490,304    | 80,654,155    | 80,106,611    | 2.8   | 79,389,168    | 2.8   | 0.9           |
| 鉦 区 税                 | 164           | 128           | 158           | 147           | 0.0   | 91            | 0.0   | 38.1          |
| 固 定 資 産 税 ( 特 例 )     | -             | -             | -             | -             | -     | -             | -     | -             |
| 自 動 車 取 得 税           | 11,177,374    | 9,691,107     | 12,118,644    | 11,081,421    | 0.4   | 5,038,487     | 0.2   | 54.5          |
| 軽 油 引 取 税             | 42,667,215    | 44,018,107    | 43,501,451    | 44,698,198    | 1.6   | 44,767,030    | 1.6   | 0.2           |
| 狩 猟 税                 | 10,796        | 10,810        | 10,700        | 10,814        | 0.0   | 10,561        | 0.0   | 2.3           |
| 旧 法 に よ る 税           | 76,334        | 62,556        | 35,702        | 26,075        | 0.0   | 20,865        | 0.0   | 20.0          |
| 地 方 譲 与 税             | 107,200,702   | 117,164,409   | 121,154,296   | 145,638,892   | 5.1   | 174,491,827   | 6.2   | 19.8          |
| 地 方 揮 発 油 譲 与 税       | -             | 3,318,676     | 3,331,126     | 3,314,859     | 0.1   | 3,052,081     | 0.1   | 7.9           |
| 所 得 譲 与 税             | -             | -             | -             | -             | -     | -             | -     | -             |
| 地 方 道 路 譲 与 税         | 9             | 15            | 15            | -             | 0.0   | -             | -     | -             |
| 石 油 ガ ス 譲 与 税         | 222,995       | 198,739       | 190,029       | 181,906       | 0.0   | 162,907       | 0.0   | 10.4          |
| 航 空 機 燃 料 譲 与 税       | 663,511       | 644,229       | 629,645       | 695,208       | 0.0   | 580,631       | 0.0   | 16.5          |
| 地 方 法 人 特 別 譲 与 税     | 102,593,665   | 113,002,750   | 117,003,481   | 141,446,919   | 5.0   | 170,696,208   | 6.1   | 20.7          |
| 市町村たばこ税都道府県交付金        | 465,196       | 2,094,247     | 1,190,411     | 1,221,271     | 0.0   | 1,273,011     | 0.0   | 4.2           |
| 地 方 特 例 交 付 金         | 11,035,651    | 9,934,855     | 4,857,408     | 4,615,263     | 0.2   | 4,212,464     | 0.1   | 8.7           |
| 地 方 交 付 税             | 299,453,435   | 297,271,924   | 284,440,548   | 284,448,912   | 10.1  | 276,411,697   | 9.8   | 2.8           |
| 交 通 安 全 対 策 特 別 交 付 金 | 2,296,116     | 2,246,462     | 2,218,719     | 2,132,659     | 0.1   | 1,891,374     | 0.1   | 11.3          |
| 分 担 金 及 び 負 担 金       | 7,867,013     | 8,046,545     | 6,422,596     | 5,826,404     | 0.2   | 4,640,542     | 0.2   | 20.4          |
| 使 用 料                 | 49,611,478    | 49,606,093    | 48,439,278    | 47,950,882    | 1.7   | 53,725,760    | 1.9   | 12.0          |
| 授 業 料                 | 529,105       | 275,396       | 261,710       | 282,183       | 0.0   | 5,195,496     | 0.2   | 1,741.2       |
| 公 営 住 宅 使 用 料         | 35,439,318    | 36,091,135    | 39,890,574    | 40,351,319    | 1.4   | 40,275,535    | 1.4   | 0.2           |
| そ の 他                 | 13,643,055    | 13,239,562    | 8,286,994     | 7,317,380     | 0.3   | 8,254,729     | 0.3   | 12.8          |
| 手 数 料                 | 12,672,479    | 12,597,402    | 12,103,093    | 11,709,566    | 0.4   | 12,001,732    | 0.4   | 2.5           |
| 国 庫 支 出 金             | 287,306,773   | 248,636,138   | 252,570,688   | 271,124,193   | 9.6   | 249,527,930   | 8.9   | 8.0           |
| 財 産 収 入               | 13,922,609    | 11,035,366    | 18,340,293    | 30,887,413    | 1.1   | 57,650,472    | 2.0   | 86.6          |
| 財 産 運 用 収 入           | 3,317,855     | 3,290,778     | 3,498,210     | 3,254,507     | 0.1   | 5,088,239     | 0.2   | 56.3          |
| 財 産 売 払 収 入           | 10,604,754    | 7,744,588     | 14,842,083    | 27,632,906    | 1.0   | 52,562,233    | 1.8   | 90.2          |
| 寄 附 金                 | 504,644       | 476,657       | 397,106       | 8,497,427     | 0.3   | 2,810,875     | 0.1   | 66.9          |
| 繰 入 金                 | 739,744,576   | 101,004,217   | 90,462,642    | 87,516,683    | 3.1   | 93,592,379    | 3.3   | 6.9           |
| 繰 越 金                 | 31,774,687    | 14,346,988    | 16,383,027    | 18,453,662    | 0.7   | 24,579,386    | 0.9   | 33.2          |
| 諸 収 入                 | 727,026,735   | 614,347,580   | 527,909,579   | 467,145,811   | 16.5  | 410,504,909   | 14.6  | 12.1          |
| 延滞金加算金及び過料            | 6,513,546     | 6,268,063     | 5,576,579     | 5,018,636     | 0.2   | 4,659,543     | 0.2   | 7.2           |
| 預 金 利 子               | 7,599         | 3,435         | 20,722        | 5,363         | 0.0   | 4,323         | 0.0   | 19.4          |
| 公 営 企 業 貸 付 金 元 利 収 入 | -             | -             | -             | -             | -     | -             | -     | -             |
| 貸 付 金 元 利 収 入         | 681,392,632   | 564,370,444   | 476,948,161   | 423,319,921   | 15.0  | 365,880,251   | 13.0  | 13.6          |
| 受 託 事 業 収 入           | 4,936,530     | 6,075,977     | 8,340,877     | 5,663,977     | 0.2   | 5,559,792     | 0.2   | 1.8           |
| 収 益 事 業 収 入           | 15,452,256    | 15,863,865    | 14,972,111    | 15,426,297    | 0.5   | 14,421,261    | 0.5   | 6.5           |
| 利 子 割 精 算 金 収 入       | 313,759       | 256,502       | 495,885       | 577,852       | 0.0   | 536,790       | 0.0   | 7.1           |
| 雑 収 入                 | 18,410,413    | 21,509,294    | 21,555,244    | 17,133,765    | 0.6   | 19,442,949    | 0.7   | 13.5          |
| 地 方 債                 | 405,081,320   | 388,175,895   | 401,687,000   | 396,078,916   | 14.0  | 349,001,800   | 12.4  | 11.9          |

資料 大阪府財務部財政課「大阪府地方財政状況調査表」

1 5 - 2

大阪府普通会計目的別歳出決算額

| 区 分         |  | 平成 2 2 年度     | 平成 2 3 年度     | 平成 2 4 年度     | 平成 2 5 年度     | 構成比   | 平成 2 6 年度     | 構成比   | 対前年度<br>増 加 率 |
|-------------|--|---------------|---------------|---------------|---------------|-------|---------------|-------|---------------|
|             |  | 千円            | 千円            | 千円            | 千円            |       | %             |       |               |
| 歳 出 総 額     |  | 3,641,845,041 | 2,820,265,795 | 2,751,488,922 | 2,780,485,594 | 100.0 | 2,794,522,387 | 100.0 | 0.5           |
| 議 会 費       |  | 3,008,875     | 3,046,643     | 2,991,082     | 2,909,163     | 0.1   | 2,962,465     | 0.1   | 1.8           |
| 総 務 費       |  | 854,996,531   | 85,087,483    | 88,751,437    | 97,815,386    | 3.5   | 124,785,584   | 4.5   | 27.6          |
| 総 務 管 理 費   |  | 804,383,342   | 39,975,419    | 42,181,393    | 52,373,629    | 1.9   | 71,991,986    | 2.6   | 37.5          |
| 企 業 管 理 費   |  | 6,510,079     | 6,059,352     | 4,895,554     | 5,176,253     | 0.2   | 5,639,911     | 0.2   | 9.0           |
| 徴 収 税 費     |  | 27,202,140    | 26,096,325    | 26,951,320    | 25,912,660    | 0.9   | 26,806,321    | 1.0   | 3.4           |
| 市 町 村 振 興 費 |  | 7,004,819     | 6,520,406     | 7,000,521     | 6,249,571     | 0.2   | 5,897,799     | 0.2   | 5.6           |
| 防 災 拳 擊 費   |  | 2,974,816     | 3,112,548     | 2,996,653     | 2,347,358     | 0.1   | 3,382,731     | 0.1   | 44.1          |
| 統 計 調 査 費   |  | 1,817,120     | 1,994,683     | 3,610,577     | 4,352,346     | 0.2   | 9,500,352     | 0.4   | 118.3         |
| 人 事 委 員 会 費 |  | 4,477,464     | 683,560       | 483,955       | 782,153       | 0.0   | 871,773       | 0.0   | 11.5          |
| 監 査 委 員 会 費 |  | 260,454       | 269,307       | 255,422       | 252,659       | 0.0   | 275,187       | 0.0   | 8.9           |
| 監 査 委 員 費   |  | 366,297       | 375,883       | 376,042       | 368,757       | 0.0   | 419,524       | 0.0   | 13.8          |
| 民 生 費       |  | 415,389,241   | 431,934,112   | 451,487,440   | 449,191,492   | 16.2  | 476,546,765   | 17.1  | 6.1           |
| 社 会 福 祉 費   |  | 143,251,735   | 150,977,211   | 167,889,294   | 173,479,191   | 6.2   | 179,252,469   | 6.4   | 3.3           |
| 老 人 福 祉 費   |  | 185,544,380   | 193,072,016   | 191,217,334   | 192,518,353   | 6.9   | 197,499,085   | 7.1   | 2.6           |
| 児 童 福 祉 費   |  | 79,847,718    | 73,834,886    | 85,390,816    | 76,167,676    | 2.8   | 93,073,022    | 3.3   | 22.2          |
| 生 活 保 護 費   |  | 6,683,093     | 7,283,620     | 6,653,212     | 6,832,995     | 0.3   | 6,636,197     | 0.3   | 2.9           |
| 災 害 救 助 費   |  | 62,315        | 6,766,379     | 336,784       | 193,277       | 0.0   | 85,992        | 0.0   | 55.5          |
| 衛 生 費       |  | 71,254,000    | 76,116,436    | 74,721,187    | 73,442,694    | 2.6   | 61,287,208    | 2.2   | 16.6          |
| 公 衆 衛 生 策 費 |  | 43,668,235    | 43,975,146    | 45,419,278    | 40,143,893    | 1.4   | 31,310,403    | 1.1   | 22.0          |
| 精 神 衛 生 策 費 |  | 286,715       | 333,177       | 282,761       | 297,286       | 0.0   | 253,343       | 0.0   | 14.8          |
| 環 境 衛 生 策 費 |  | 2,462,146     | 2,237,280     | 1,955,603     | 1,766,593     | 0.1   | 1,596,520     | 0.1   | 9.6           |
| 清 掃 衛 生 策 費 |  | 3,725,256     | 4,037,133     | 3,387,578     | 5,029,871     | 0.2   | 3,579,294     | 0.1   | 28.8          |
| 保 健 所 費     |  | 693,926       | 1,085,645     | 773,530       | 1,046,544     | 0.0   | 576,906       | 0.0   | 44.9          |
| 医 薬 費       |  | 6,221,391     | 6,201,392     | 5,654,197     | 5,539,833     | 0.2   | 5,399,527     | 0.2   | 2.5           |
| 医 薬 費       |  | 14,196,331    | 18,246,663    | 17,248,240    | 19,618,674    | 0.7   | 18,571,215    | 0.7   | 5.3           |
| 労 働 費       |  | 40,727,114    | 32,407,468    | 30,276,704    | 22,453,211    | 0.8   | 13,320,199    | 0.5   | 40.7          |
| 労 働 政 策 費   |  | 35,775,171    | 28,080,766    | 23,431,189    | 18,188,628    | 0.7   | 9,118,725     | 0.3   | 49.9          |
| 職 業 訓 練 策 費 |  | 4,596,106     | 3,959,356     | 6,469,357     | 3,898,115     | 0.1   | 3,807,992     | 0.2   | 2.3           |
| 失 業 救 済 費   |  | -             | -             | -             | -             | 0.0   | -             | -     | -             |
| 労 働 委 員 会 費 |  | 355,837       | 367,346       | 376,158       | 366,468       | 0.0   | 393,482       | 0.0   | 7.4           |
| 農 林 水 産 業 費 |  | 11,085,379    | 10,756,458    | 10,590,195    | 12,630,697    | 0.5   | 11,203,899    | 0.4   | 11.3          |
| 農 畜 産 業 費   |  | 2,833,089     | 2,467,189     | 3,522,705     | 3,464,831     | 0.1   | 3,857,564     | 0.2   | 11.3          |
| 産 業 費       |  | 740,727       | 677,957       | 520,784       | 571,852       | 0.0   | 927,352       | 0.0   | 62.2          |
| 地 産 産 業 費   |  | 3,948,675     | 3,829,019     | 3,491,546     | 4,557,225     | 0.2   | 3,844,541     | 0.1   | 15.6          |
| 林 産 産 業 費   |  | 2,617,223     | 2,970,178     | 2,341,794     | 2,636,547     | 0.1   | 1,698,014     | 0.1   | 35.6          |
| 水 産 産 業 費   |  | 945,665       | 812,115       | 713,366       | 1,400,242     | 0.1   | 876,428       | 0.0   | 37.4          |
| 商 工 業 費     |  | 678,108,890   | 562,893,933   | 486,172,797   | 423,569,591   | 15.2  | 368,559,350   | 13.2  | 13.0          |
| 商 工 業 費     |  | 355,102,186   | 297,965,717   | 258,493,182   | 238,628,320   | 8.6   | 220,033,315   | 7.9   | 7.8           |
| 工 業 費       |  | 321,783,856   | 264,005,821   | 227,010,226   | 184,140,909   | 6.6   | 147,565,705   | 5.3   | 19.9          |
| 観 光 費       |  | 1,222,848     | 922,395       | 669,389       | 800,362       | 0.0   | 960,330       | 0.0   | 20.0          |
| 土 木 管 理 費   |  | 226,469,987   | 237,622,336   | 206,477,193   | 207,917,475   | 7.5   | 212,625,984   | 7.6   | 2.3           |
| 土 木 管 理 費   |  | 4,872,376     | 7,188,712     | 10,435,897    | 5,949,046     | 0.2   | 6,658,187     | 0.2   | 11.9          |
| 道 路 橋 梁 費   |  | 46,129,376    | 41,836,731    | 42,718,777    | 41,916,104    | 1.5   | 39,257,560    | 1.4   | 6.3           |
| 河 川 海 湾 岸 費 |  | 47,673,770    | 33,273,624    | 35,088,124    | 39,856,103    | 1.4   | 51,805,971    | 1.9   | 30.0          |
| 都 市 計 画 費   |  | 3,435,587     | 2,865,746     | 2,630,720     | 2,456,702     | 0.1   | 2,928,357     | 0.1   | 19.2          |
| 住 宅 計 画 費   |  | 67,304,167    | 59,704,672    | 59,374,489    | 54,708,069    | 2.0   | 51,312,748    | 1.8   | 6.2           |
| 空 港 計 画 費   |  | 56,013,379    | 92,294,864    | 55,840,508    | 62,717,283    | 2.3   | 60,558,431    | 2.2   | 3.4           |
| 空 港 計 画 費   |  | 1,041,332     | 457,987       | 388,678       | 314,168       | 0.0   | 104,730       | 0.0   | 66.7          |
| 警 察 費       |  | 245,780,648   | 248,311,828   | 252,887,026   | 245,045,946   | 8.8   | 259,476,973   | 9.3   | 5.9           |
| 教 育 費       |  | 647,658,609   | 656,683,676   | 665,178,301   | 648,648,924   | 23.3  | 686,119,204   | 24.5  | 5.8           |
| 教 育 費       |  | 165,531,934   | 168,270,003   | 180,698,717   | 170,294,949   | 6.1   | 174,485,134   | 6.2   | 2.5           |
| 小 学 校 費     |  | 205,809,594   | 205,253,553   | 199,953,850   | 197,099,082   | 7.1   | 209,697,779   | 7.5   | 6.4           |
| 中 学 校 費     |  | 119,379,470   | 121,542,961   | 120,104,735   | 119,570,663   | 4.3   | 127,825,571   | 4.6   | 6.9           |
| 高 等 学 校 費   |  | 97,433,933    | 98,860,271    | 96,941,140    | 93,640,526    | 3.4   | 98,342,926    | 3.5   | 5.0           |

資料 大阪府財務部財政課「大阪府地方財政状況調査表」

15 - 2

大阪府普通会計目的別歳出決算額(続)

| 区 分         | 平成22年度      | 平成23年度      | 平成24年度      | 平成25年度      | 構成比  | 平成26年度      | 構成比  | 対前年度<br>増加率 |
|-------------|-------------|-------------|-------------|-------------|------|-------------|------|-------------|
|             | 千円          | 千円          | 千円          | 千円          | %    | 千円          | %    |             |
| 特別支援学校      | 36,922,839  | 40,112,533  | 44,614,916  | 43,628,896  | 1.6  | 52,609,358  | 1.9  | 20.6        |
| 社会教育        | 4,468,955   | 4,467,653   | 4,653,009   | 4,745,315   | 0.2  | 4,757,613   | 0.2  | 0.3         |
| 保健体育        | 5,181,770   | 5,528,285   | 5,740,983   | 7,299,408   | 0.2  | 5,752,373   | 0.2  | 21.2        |
| 大 学 費       | 12,930,114  | 12,648,417  | 12,470,951  | 12,370,085  | 0.4  | 12,648,450  | 0.4  | 2.3         |
| 災害復旧費       | 279,150     | 178,808     | 254,652     | 406,674     | 0.0  | 649,211     | 0.0  | 59.6        |
| 農林水産施設      | 121,675     | 92,488      | 141,575     | 108,731     | 0.0  | 293,323     | 0.0  | 169.8       |
| 公 共 土 木 施 設 | 157,475     | 86,320      | 113,077     | 297,943     | 0.0  | 355,888     | 0.0  | 19.4        |
| その他         | -           | -           | -           | -           | -    | -           | -    | -           |
| 公 債 費       | 316,988,049 | 346,843,725 | 351,003,615 | 454,511,604 | 16.4 | 418,087,866 | 14.9 | 8.0         |
| 諸支出金        | -           | -           | -           | -           | -    | -           | -    | -           |
| 普通財産取得費     | -           | -           | -           | -           | -    | -           | -    | -           |
| 公 営 企 業 費   | -           | -           | -           | -           | -    | -           | -    | -           |
| 前年度繰上充当金    | -           | -           | -           | -           | -    | -           | -    | -           |
| 利子割交付金      | 6,545,023   | 5,444,915   | 5,074,806   | 4,967,179   | 0.2  | 4,846,819   | 0.2  | 2.4         |
| 配当割交付金      | 3,109,411   | 3,533,135   | 3,929,434   | 7,220,225   | 0.3  | 13,087,129  | 0.5  | 81.3        |
| 株式譲渡割交付金    | 1,054,022   | 787,753     | 905,499     | 11,086,162  | 0.4  | 6,896,259   | 0.3  | 37.8        |
| 地方消費税交付金    | 93,124,457  | 92,944,873  | 93,083,104  | 92,289,773  | 3.3  | 111,799,744 | 4.0  | 21.1        |
| ゴルフ場利用税交付金  | 1,144,671   | 1,137,763   | 1,104,268   | 1,096,333   | 0.0  | 1,066,091   | 0.0  | 2.8         |
| 特別地方消費税交付金  | 663         | 137         | -           | -           | 0.0  | -           | -    | -           |
| 自動車取得税交付金   | 8,844,426   | 7,518,570   | 9,316,825   | 8,272,858   | 0.3  | 3,978,062   | 0.1  | 51.9        |
| 軽油引取税交付金    | 16,275,895  | 17,015,743  | 17,283,357  | 17,010,207  | 0.6  | 17,223,575  | 0.6  | 1.3         |

15 - 3

大阪府普通会計性質別歳出決算額

ア) 地方道路整備臨時交付金事業を含む。

| 区 分      | 平成22年度        | 平成23年度        | 平成24年度        | 平成25年度        | 構成比   | 平成26年度        | 構成比   | 対前年度<br>増加率 |
|----------|---------------|---------------|---------------|---------------|-------|---------------|-------|-------------|
|          | 千円            | 千円            | 千円            | 千円            | %     | 千円            | %     |             |
| 歳出総額     | 3,641,845,041 | 2,820,265,795 | 2,751,488,922 | 2,780,485,594 | 100.0 | 2,794,522,387 | 100.0 | 0.5         |
| 人件費      | 820,976,243   | 823,701,194   | 823,260,172   | 783,109,321   | 28.2  | 831,258,042   | 29.8  | 6.1         |
| うち職員給    | 580,508,918   | 584,384,238   | 577,801,716   | 574,844,240   | 20.7  | 615,443,005   | 22.0  | 7.1         |
| 物件費      | 68,585,711    | 66,294,791    | 66,295,256    | 62,627,353    | 2.3   | 66,212,256    | 2.4   | 5.7         |
| 維持補修費    | 22,022,125    | 21,556,684    | 21,191,187    | 22,716,730    | 0.8   | 23,854,338    | 0.9   | 5.0         |
| 扶助費      | 42,933,578    | 45,120,309    | 45,205,265    | 46,549,141    | 1.7   | 48,447,528    | 1.7   | 4.1         |
| 補助費等     | 1,331,391,844 | 708,350,755   | 708,534,614   | 728,073,343   | 26.2  | 753,794,884   | 27.0  | 3.5         |
| 普通建設事業費  | 196,608,050   | 177,309,134   | 174,886,450   | 180,835,264   | 6.5   | 194,579,800   | 7.0   | 7.6         |
| 補助事業費    | 76,167,919    | 102,487,642   | 101,427,550   | 116,490,136   | 4.2   | 112,380,326   | 4.1   | 3.5         |
| ア) 単独事業費 | 99,222,902    | 55,800,575    | 52,390,561    | 49,411,280    | 1.8   | 68,445,847    | 2.4   | 38.5        |
| 国直轄事業負担金 | 16,775,350    | 13,236,253    | 13,217,592    | 10,007,730    | 0.3   | 8,480,831     | 0.3   | 15.3        |
| 受託事業費    | 4,441,879     | 5,784,664     | 7,850,747     | 4,926,118     | 0.2   | 5,272,796     | 0.2   | 7.0         |
| 災害復旧事業費  | 279,150       | 178,808       | 254,652       | 406,674       | 0.0   | 649,211       | 0.0   | 59.6        |
| 補助事業費    | 244,863       | 171,095       | 246,227       | 317,277       | 0.0   | 613,910       | 0.0   | 93.5        |
| 単独事業費    | 34,287        | 7,713         | 8,425         | 89,397        | 0.0   | 35,301        | 0.0   | 60.5        |
| 国直轄事業負担金 | -             | -             | -             | -             | -     | -             | -     | -           |
| 失業対策事業費  | -             | -             | -             | -             | -     | -             | -     | -           |
| 補助事業費    | -             | -             | -             | -             | -     | -             | -     | -           |
| 単独事業費    | -             | -             | -             | -             | -     | -             | -     | -           |
| 公債費      | 314,628,980   | 344,940,179   | 349,322,675   | 452,403,228   | 16.3  | 415,921,149   | 14.9  | 8.1         |
| 積立金      | 141,812,999   | 41,174,856    | 50,346,165    | 59,478,486    | 2.1   | 74,252,907    | 2.6   | 24.8        |
| 投資及び出資金  | 3,742,770     | 9,559,913     | 4,340,654     | 3,668,010     | 0.1   | 2,913,700     | 0.1   | 20.6        |
| 貸付金      | 678,330,568   | 559,414,727   | 486,950,269   | 419,730,981   | 15.1  | 359,174,351   | 12.8  | 14.4        |
| 繰出金      | 20,533,023    | 22,664,445    | 20,901,563    | 20,887,063    | 0.7   | 23,464,221    | 0.8   | 12.3        |
| 前年度繰上充当金 | -             | -             | -             | -             | -     | -             | -     | -           |

15 - 4 府債の現在高及び元金償還額

| 区 分                                | 平成22年度末       | 平成23年度末       | 平成24年度末       | 平成25年度末       | 平成26年度      |             |               |  |
|------------------------------------|---------------|---------------|---------------|---------------|-------------|-------------|---------------|--|
|                                    | 現在高           | 現在高           | 現在高           | 現在高           | 発行高         | 元金償還額       | 年度末現在高        |  |
|                                    | 千円            |               |               |               |             |             |               |  |
| 府 債 総 額                            | 5,243,982,542 | 5,456,840,131 | 5,583,503,682 | 5,598,000,009 | 349,001,800 | 350,402,494 | 5,596,599,315 |  |
| 一 般 公 共 事 業 債                      | 748,524,048   | 746,436,385   | 743,036,512   | 733,041,888   | 29,413,000  | 49,387,992  | 713,066,896   |  |
| 一 般 単 独 事 業 債                      | 1,534,652,022 | 1,482,262,847 | 1,428,383,375 | 1,315,317,392 | 34,141,000  | 86,450,997  | 1,263,007,395 |  |
| 公 営 住 宅 建 設 事 業 債                  | 233,699,149   | 234,458,583   | 232,248,158   | 238,233,720   | 11,079,000  | 14,576,753  | 234,735,967   |  |
| 学 校 教 育 施 設 等 整 備 事 業 債            | 6,623,644     | 6,515,174     | 7,206,834     | 6,942,184     | 1,324,000   | 438,215     | 7,827,969     |  |
| 公 共 用 地 先 行 取 得 等 事 業 債            | 45,247,250    | 40,800,399    | 39,186,857    | 36,913,105    | -           | 5,386,969   | 31,526,136    |  |
| 災 害 復 旧 事 業 債                      | 265,452       | 254,471       | 278,424       | 458,224       | 212,000     | 63,668      | 606,556       |  |
| 首 都 圏 等 建 設 事 業 債                  | 81,837,963    | 74,701,947    | 67,388,015    | 60,098,075    | -           | 6,628,999   | 53,469,076    |  |
| 社 会 福 祉 施 設 整 備 事 業 債              | 14,178,814    | 14,242,926    | 13,847,261    | 13,445,199    | 197,000     | 822,202     | 12,819,997    |  |
| 退 職 手 当 債                          | 97,694,000    | 91,195,500    | 88,073,890    | 84,446,770    | -           | 6,510,410   | 77,936,360    |  |
| 一 般 補 助 施 設 整 備 等 事 業 債            | 32,895,916    | 32,775,350    | 32,399,996    | 32,346,445    | 838,000     | 1,596,086   | 31,588,359    |  |
| 国 の 予 算 貸 付 ・ 政 府 関 係 機 関 貸 付 債    | 32,136,770    | 30,038,433    | 29,349,258    | 27,881,583    | 800         | 679,450     | 27,202,933    |  |
| 地 域 改 善 対 策 特 定 事 業 債              | 53,000        | -             | -             | -             | -           | -           | -             |  |
| 財 源 対 策 債                          | 31,989,549    | 30,875,278    | 29,677,153    | 23,978,569    | -           | 6,447,371   | 17,531,198    |  |
| 減 収 補 填 債 (S57・61・H5～7・9～25年度分)    | 681,607,940   | 648,848,800   | 618,582,158   | 565,158,290   | -           | 46,384,014  | 518,774,276   |  |
| 臨 時 財 政 特 例 債                      | 3,009,123     | 1,391,985     | 489,431       | -             | -           | -           | -             |  |
| 減 税 補 填 債                          | 215,907,250   | 204,403,750   | 196,173,317   | 187,439,160   | -           | 20,375,030  | 167,064,130   |  |
| 臨 時 税 収 補 填 債                      | 22,186,977    | 19,764,264    | 17,135,054    | 14,459,471    | -           | 2,722,889   | 11,736,582    |  |
| 臨 時 財 政 対 策 債                      | 1,100,394,306 | 1,346,437,476 | 1,601,733,602 | 1,840,003,033 | 263,037,000 | 68,100,948  | 2,034,939,085 |  |
| 調 整 債 (S60・61・62・63年度分)            | 4,268,000     | 4,171,610     | 3,965,990     | 3,709,910     | -           | 268,850     | 3,441,060     |  |
| 減 収 補 填 債 特 例 分 (S50・H14・19～25年度分) | 167,573,000   | 170,644,000   | 168,228,122   | 162,744,592   | -           | 6,309,227   | 156,435,365   |  |
| 施 設 整 備 事 業 債 (一 般 財 源 化 分)        | 4,064,000     | 5,030,086     | 5,409,995     | 6,454,535     | 775,000     | 204,818     | 7,024,717     |  |
| そ の 他                              | 185,174,369   | 271,590,867   | 260,710,280   | 244,927,864   | 7,985,000   | 27,047,606  | 225,865,258   |  |

資料 大阪府財務部財政課「大阪府地方財政状況調査表」

15 - 5 大阪府一般会計及び特別会計の歳入・歳出決算額

| 年 度    | 一 般 会 計       |               |               |               | 特 別 会 計       |               |               |               |
|--------|---------------|---------------|---------------|---------------|---------------|---------------|---------------|---------------|
|        | 歳 入           | 対前年度<br>増 加 率 | 歳 出           | 対前年度<br>増 加 率 | 歳 入           | 対前年度<br>増 加 率 | 歳 出           | 対前年度<br>増 加 率 |
|        | 千円 %          |               |               |               |               |               |               |               |
| 平成22年度 | 3,916,844,328 | 22.2          | 3,884,654,477 | 22.7          | 1,006,252,571 | 2.1           | 995,746,344   | 2.2           |
| 23     | 3,056,015,091 | 22.0          | 3,037,695,509 | 21.8          | 1,013,567,824 | 0.7           | 1,003,003,855 | 0.7           |
| 24     | 2,913,181,697 | 4.7           | 2,893,052,406 | 4.8           | 939,517,631   | 7.3           | 926,493,472   | 7.6           |
| 25     | 2,936,576,636 | 0.8           | 2,901,353,218 | 0.3           | 1,372,660,365 | 46.1          | 1,357,404,880 | 46.5          |
| 平成26年度 | 2,981,522,111 | 1.5           | 2,968,395,959 | 2.3           | 1,388,123,663 | 1.1           | 1,376,830,394 | 1.4           |

資料 大阪府会計局「大阪府一般会計特別会計歳入歳出決算書」

## 15 - 6

## 府 税 事 務 所 、 税

| 事 務 所     | 総 額           | 府 民 税       |             |            |            | 事 業 税       |            |             |
|-----------|---------------|-------------|-------------|------------|------------|-------------|------------|-------------|
|           |               | 総 額         | 個 人         | 法 人        | 利 子 割      | 総 額         | 個 人        | 法 人         |
|           | 千円            |             |             |            |            |             |            |             |
| 平成22年度    | 1,065,749,750 | 386,293,453 | 303,858,895 | 69,486,861 | 12,947,697 | 208,240,851 | 14,844,380 | 193,396,472 |
| 23        | 1,042,749,575 | 383,372,647 | 297,941,162 | 74,654,070 | 10,777,415 | 208,403,002 | 14,342,745 | 194,060,258 |
| 24        | 1,069,592,394 | 396,219,325 | 310,084,935 | 76,347,651 | 9,786,739  | 215,746,824 | 14,054,364 | 201,692,460 |
| 25        | 1,117,053,891 | 423,375,058 | 335,162,086 | 78,612,214 | 9,600,758  | 240,359,085 | 14,037,318 | 226,321,767 |
| 平成26年度    | 1,202,142,760 | 435,602,919 | 340,964,780 | 85,152,009 | 9,486,130  | 258,285,678 | 14,274,989 | 244,010,689 |
| 本 庁 扱 分   | 334,598,575   | -           | -           | -          | -          | -           | -          | -           |
| 中央府税事務所   | 266,793,510   | 66,673,068  | -           | 66,673,068 | -          | 192,178,164 | 2,758,626  | 189,419,538 |
| なにわ北府税事務所 | 199,433,139   | 134,572,318 | 125,085,963 | 225        | 9,486,130  | 1,811,420   | 1,811,420  | -           |
| なにわ南府税事務所 | 5,353,725     | 469         | -           | 469        | -          | 1,499,891   | 1,499,819  | 72          |
| 三島府税事務所   | 68,409,490    | 50,373,845  | 45,687,987  | 4,685,858  | -          | 14,921,486  | 1,681,823  | 13,239,663  |
| 豊能府税事務所   | 40,771,556    | 32,424,577  | 30,501,332  | 1,923,245  | -          | 6,586,406   | 1,260,876  | 5,325,530   |
| 泉北府税事務所   | 58,055,418    | 42,892,696  | 39,376,163  | 3,516,533  | -          | 11,798,332  | 1,312,975  | 10,485,357  |
| 泉南府税事務所   | 24,136,755    | 17,931,397  | 16,521,356  | 1,410,041  | -          | 5,069,154   | 448,415    | 4,620,739   |
| 南河内府税事務所  | 20,381,948    | 17,364,517  | 16,649,070  | 715,447    | -          | 2,289,330   | 442,534    | 1,846,796   |
| 中河内府税事務所  | 45,906,869    | 32,829,177  | 29,523,316  | 3,305,861  | -          | 11,038,387  | 1,593,350  | 9,445,037   |
| 北河内府税事務所  | 53,874,647    | 40,540,856  | 37,619,594  | 2,921,262  | -          | 11,093,107  | 1,465,150  | 9,627,957   |
| 大阪自動車税事務所 | 84,427,129    | -           | -           | -          | -          | -           | -          | -           |

資料 大阪府財務部税務局税政課「大阪府税務統計」



## 目 別 府 税 収 入 済 額

| 地方消費税       | 不<br>取 | 動<br>得     | 産<br>税 | 府<br>た<br>ば<br>こ<br>税 | ゴ<br>リ<br>フ<br>場<br>税 | 自<br>取 | 動<br>得     | 車<br>税 | 軽<br>引 | 取          | 油<br>税     | 自<br>動<br>車<br>税 | 鉦<br>区<br>税 | 固<br>資<br>産 | 定<br>税 | 狩<br>猟<br>税 | 旧<br>法<br>に<br>よ<br>る<br>税 |
|-------------|--------|------------|--------|-----------------------|-----------------------|--------|------------|--------|--------|------------|------------|------------------|-------------|-------------|--------|-------------|----------------------------|
| 275,183,200 |        | 37,011,709 |        | 20,937,479            | 1,638,436             |        | 11,177,374 |        |        |            | 42,667,215 | 82,511,693       | 164         |             | -      | 10,796      | 77,380                     |
| 260,838,775 |        | 29,572,464 |        | 23,679,470            | 1,609,919             |        | 9,691,107  |        |        |            | 44,018,107 | 81,490,304       | 128         |             | -      | 10,810      | 62,842                     |
| 265,243,817 |        | 31,207,073 |        | 23,256,055            | 1,598,490             |        | 12,118,644 |        |        |            | 43,501,451 | 80,654,155       | 158         |             | -      | 10,700      | 35,702                     |
| 271,151,112 |        | 30,896,987 |        | 13,814,240            | 1,534,143             |        | 11,081,421 |        |        |            | 44,698,198 | 80,106,611       | 147         |             | -      | 10,814      | 26,075                     |
| 334,598,575 |        | 30,508,994 |        | 12,388,315            | 1,532,077             |        | 5,038,487  |        |        |            | 44,767,030 | 79,389,168       | 91          |             | -      | 10,561      | 20,865                     |
| 334,598,575 |        | -          |        | -                     | -                     |        | -          |        |        |            | -          | -                | -           |             | -      | -           | -                          |
| -           |        | 7,942,278  |        | -                     | -                     |        | -          |        |        |            | -          | -                | -           |             | -      | -           | -                          |
| -           |        | 4,330,463  |        | 12,388,315            | 1,532,077             |        | -          |        |        | 44,767,030 | -          | -                | 91          |             | -      | 10,561      | 20,865                     |
| -           |        | 3,853,365  |        | -                     | -                     |        | -          |        |        | -          | -          | -                | -           |             | -      | -           | -                          |
| -           |        | 3,114,069  |        | -                     | -                     |        | 90         |        |        | -          | -          | -                | -           |             | -      | -           | -                          |
| -           |        | 1,760,552  |        | -                     | -                     |        | 22         |        |        | -          | -          | -                | -           |             | -      | -           | -                          |
| -           |        | 3,364,305  |        | -                     | -                     |        | 84         |        |        | -          | -          | -                | -           |             | -      | -           | -                          |
| -           |        | 1,136,126  |        | -                     | -                     |        | 78         |        |        | -          | -          | -                | -           |             | -      | -           | -                          |
| -           |        | 728,042    |        | -                     | -                     |        | 59         |        |        | -          | -          | -                | -           |             | -      | -           | -                          |
| -           |        | 2,039,261  |        | -                     | -                     |        | 43         |        |        | -          | -          | -                | -           |             | -      | -           | -                          |
| -           |        | 2,240,532  |        | -                     | -                     |        | 151        |        |        | -          | -          | -                | -           |             | -      | -           | -                          |
| -           |        | -          |        | -                     | -                     |        | 5,037,960  |        |        | -          | 79,389,168 | -                | -           |             | -      | -           | -                          |

15-7

## 税 務 署 別 国 税

ア) 各年  
 イ) 相続税には贈与税を含む。  
 ウ) 揮発油税及び地方揮発油税には揮発油税及び地方道路税を含む。

| 税 務 署      | 総 額           | ア) 源泉所得税      | ア) 源泉所得税及<br>復興特別所得税 | ア) 申告所得税    | ア) 申告所得税及<br>復興特別所得税 | 法 人 税         |
|------------|---------------|---------------|----------------------|-------------|----------------------|---------------|
|            | 千円            |               |                      |             |                      |               |
| 平成 2 1 年 度 | 4,131,810,881 | 1,149,385,158 | -                    | 183,628,469 | -                    | 954,471,603   |
| 2 2        | 4,266,822,881 | 1,143,955,127 | -                    | 172,646,565 | -                    | 1,113,835,797 |
| 2 3        | 4,287,681,560 | 1,209,153,147 | -                    | 177,672,659 | -                    | 1,081,663,185 |
| 2 4        | 4,385,418,524 | 976,694,349   | 223,420,641          | 184,739,763 | 46,103               | 1,111,835,905 |
| 平成 2 5 年 度 | 4,677,055,058 | 7,206,710     | 1,336,212,929        | 11,929,026  | 186,889,076          | 1,193,079,612 |
| 大阪福島税務署    | 87,617,014    | 93,191        | 21,281,426           | 117,747     | 4,784,210            | 18,723,956    |
| 西 税 務 署    | 217,019,784   | 350,520       | 59,731,409           | 124,679     | 2,653,275            | 76,068,831    |
| 港 税 務 署    | 45,360,927    | 75,114        | 12,643,696           | 220,223     | 2,419,538            | 11,118,992    |
| 天王寺税務署     | 66,952,568    | 120,357       | 20,372,123           | 152,549     | 3,953,436            | 16,064,986    |
| 浪速税務署      | 78,162,305    | 147,442       | 17,848,372           | 113,130     | 2,140,067            | 32,090,720    |
| 西淀川税務署     | 39,468,447    | 61,291        | 11,554,453           | 89,155      | 953,432              | 11,790,042    |
| 東成税務署      | 35,300,905    | 96,293        | 10,246,412           | 103,583     | 1,778,127            | 9,003,400     |
| 生野税務署      | 33,779,640    | 71,510        | 7,923,076            | 232,731     | 2,268,469            | 8,860,172     |
| 旭 税 務 署    | 43,247,808    | 128,194       | 13,991,926           | 250,642     | 3,987,440            | 8,919,024     |
| 城東税務署      | 56,102,853    | 134,502       | 14,795,741           | 395,884     | 4,873,367            | 13,769,986    |
| 阿倍野税務署     | 47,910,747    | 89,502        | 18,756,515           | 518,492     | 3,641,692            | 7,165,815     |
| 住吉税務署      | 57,729,976    | 288,503       | 18,406,025           | 256,145     | 4,966,928            | 10,299,802    |
| 東住吉税務署     | 59,864,633    | 152,505       | 17,773,444           | 356,686     | 6,404,425            | 10,219,098    |
| 西成税務署      | 21,321,369    | 66,807        | 6,344,505            | 108,874     | 1,188,600            | 3,040,898     |
| 東淀川税務署     | 208,152,561   | 365,564       | 49,225,273           | 389,186     | 5,995,287            | 79,866,443    |
| 北 税 務 署    | 512,558,900   | 554,094       | 143,335,252          | 262,819     | 3,339,783            | 163,235,219   |
| 大淀税務署      | 234,921,207   | 164,328       | 63,300,177           | 132,336     | 2,344,347            | 87,502,615    |
| 東 税 務 署    | 978,053,527   | 734,048       | 375,813,234          | 285,345     | 2,945,092            | 343,299,831   |
| 南 税 務 署    | 170,918,283   | 986,798       | 53,138,186           | 209,574     | 2,571,296            | 59,030,709    |
| 堺 税 務 署    | 330,852,465   | 293,993       | 47,388,488           | 757,579     | 16,244,706           | 34,396,487    |
| 岸和田税務署     | 42,668,632    | 161,871       | 14,297,446           | 236,189     | 4,057,000            | 8,370,370     |
| 豊能税務署      | 197,102,700   | 271,450       | 79,206,770           | 993,626     | 21,593,887           | 28,081,822    |
| 吹田税務署      | 111,697,842   | 219,378       | 33,016,672           | 693,044     | 13,797,556           | 22,472,620    |
| 泉大津税務署     | 71,031,361    | 97,333        | 13,545,237           | 308,493     | 5,546,140            | 8,536,701     |
| 枚方税務署      | 92,634,621    | 190,756       | 28,880,154           | 752,654     | 11,125,859           | 17,407,375    |
| 茨木税務署      | 120,287,684   | 290,122       | 36,361,984           | 857,368     | 12,817,798           | 27,645,077    |
| 八尾税務署      | 87,315,294    | 185,128       | 25,621,957           | 660,107     | 8,580,158            | 16,298,941    |
| 泉佐野税務署     | 34,249,577    | 71,105        | 10,039,563           | 242,634     | 2,821,453            | 6,731,824     |
| 富田林税務署     | 61,925,799    | 184,571       | 19,882,945           | 472,718     | 8,561,352            | 9,367,542     |
| 門真税務署      | 114,409,150   | 218,404       | 53,431,406           | 819,178     | 7,782,113            | 15,272,759    |
| 東大阪税務署     | 130,023,371   | 342,036       | 38,059,064           | 815,658     | 10,752,243           | 28,427,554    |

資料 大阪国税局「大阪国税局統計書」

## 徴収収納済額

| 復興特別<br>法人税        | ア) イ) 相続税          | 消費税           | 消費税及<br>地方消費税        | 酒 税                | たばこ税及<br>たばこ特別税   | ウ) 揮発油税及<br>地方揮発油税 | そ の 他             |
|--------------------|--------------------|---------------|----------------------|--------------------|-------------------|--------------------|-------------------|
| -                  | 108,817,128        | 42,392        | 1,223,365,486        | 67,070,478         | 92,277,589        | 270,960,521        | 81,792,057        |
| -                  | 115,540,966        | 26,546        | 1,186,021,160        | 80,691,747         | 90,040,026        | X                  | X                 |
| -                  | 116,380,189        | 24,319        | 1,160,595,265        | 93,666,865         | 89,527,845        | 276,245,839        | 82,752,246        |
| 74,167,291         | 119,611,849        | 22,053        | 1,134,196,064        | 98,775,945         | 95,611,064        | 286,415,013        | 79,882,484        |
| <b>119,674,506</b> | <b>123,881,781</b> | <b>18,578</b> | <b>1,139,265,912</b> | <b>108,082,119</b> | <b>97,803,246</b> | <b>272,013,108</b> | <b>80,998,456</b> |
| 1,686,790          | 840,159            | -             | 30,157,309           | X                  | -                 | 9,932,226          | X                 |
| 7,181,824          | 1,050,753          | -             | 69,112,660           | -                  | -                 | -                  | 745,833           |
| 1,093,044          | 736,528            | 147           | 17,053,645           | X                  | -                 | -                  | X                 |
| 1,581,954          | 1,242,019          | 102           | 22,846,753           | -                  | -                 | -                  | 618,289           |
| 3,301,905          | 745,786            | 842           | 21,305,727           | -                  | -                 | -                  | 468,314           |
| 1,222,141          | 108,957            | 67            | 13,688,909           | X                  | -                 | -                  | X                 |
| 946,688            | 1,155,888          | 181           | 11,909,761           | -                  | -                 | -                  | 60,572            |
| 862,758            | 2,218,127          | 1,532         | 11,292,466           | -                  | -                 | -                  | 48,799            |
| 849,253            | 2,002,754          | 5             | 12,956,514           | -                  | -                 | -                  | 162,056           |
| 1,305,895          | 2,100,302          | 249           | 18,526,149           | -                  | -                 | -                  | 200,778           |
| 680,744            | 5,518,731          | -             | 10,800,780           | -                  | -                 | -                  | 738,476           |
| 935,724            | 3,951,126          | 86            | 18,479,961           | -                  | -                 | -                  | 145,676           |
| 955,316            | 5,392,682          | 630           | 18,609,847           | X                  | -                 | -                  | X                 |
| 276,344            | 2,054,926          | 8             | 8,240,407            | -                  | X                 | -                  | X                 |
| 7,987,293          | 4,883,826          | 86            | 59,439,603           | X                  | -                 | -                  | X                 |
| 15,473,687         | 790,850            | 1,551         | 127,862,656          | -                  | -                 | -                  | 57,702,989        |
| 9,028,864          | 397,746            | -             | 70,613,452           | -                  | -                 | -                  | 1,437,342         |
| 37,795,874         | 1,266,911          | 303           | 215,912,889          | X                  | -                 | -                  | X                 |
| 5,033,155          | 1,407,832          | 235           | 48,540,498           | X                  | -                 | -                  | X                 |
| 3,234,185          | 9,574,301          | 140           | 48,075,856           | X                  | -                 | 170,886,730        | X                 |
| 787,567            | 1,869,774          | -             | 12,354,929           | 5,438              | -                 | -                  | 528,048           |
| 2,790,739          | 22,416,555         | 6,331         | 39,216,676           | 111,992            | X                 | X                  | 2,412,852         |
| 2,337,802          | 6,994,755          | 50            | 32,165,965           | X                  | -                 | -                  | X                 |
| 815,255            | 2,677,864          | 103           | 19,407,395           | -                  | 20,096,840        | X                  | X                 |
| 1,697,936          | 8,005,583          | 3,965         | 24,458,017           | 112,322            | -                 | X                  | X                 |
| 2,628,673          | 8,248,318          | 306           | 29,039,571           | 2,398,467          | -                 | X                  | X                 |
| 1,498,151          | 7,947,047          | 486           | 26,458,158           | 65,161             | -                 | X                  | X                 |
| 657,892            | 1,540,913          | 197           | 11,000,268           | 8,582              | -                 | -                  | 1,135,146         |
| 896,269            | 5,422,940          | 388           | 16,953,693           | 62,604             | -                 | -                  | 120,777           |
| 1,430,967          | 4,698,476          | 10            | 30,478,324           | -                  | -                 | -                  | 277,513           |
| 2,699,815          | 6,619,353          | 576           | 42,307,072           | X                  | -                 | -                  | X                 |

15-8

市町村別個人住民税負担額

ア) 平成25年度まで各年度、前年度末現在の住民基本台帳による人口、世帯数を用いて算出した。  
 イ) 平成26年度から当年度の1月1日現在の住民基本台帳による人口、世帯数を用いて算出した。

| 市町村    | 住 民 税       |             |             | ア) 一人当たり負担額 |        |        | ア) 一世帯当たり負担額 |         |         |
|--------|-------------|-------------|-------------|-------------|--------|--------|--------------|---------|---------|
|        | 総 額         | 府 民 税       | 市町村民税       | 総 額         | 府 民 税  | 市町村民税  | 総 額          | 府 民 税   | 市町村民税   |
|        | 千円          |             |             | 円           |        |        |              |         |         |
| 平成22年度 | 749,763,860 | 298,207,889 | 451,555,971 | 86,348      | 34,344 | 52,004 | 192,175      | 76,435  | 115,740 |
| 23     | 733,076,835 | 291,098,920 | 441,977,915 | 84,447      | 33,537 | 50,910 | 185,819      | 73,437  | 112,382 |
| 24     | 761,541,917 | 302,609,668 | 458,932,249 | 87,736      | 34,863 | 52,873 | 192,118      | 76,341  | 115,777 |
| 25     | 766,261,518 | 304,370,226 | 461,891,292 | 86,352      | 34,300 | 52,052 | 187,323      | 74,407  | 112,915 |
| 平成26年度 | 773,053,653 | 307,457,344 | 465,596,309 | 87,165      | 34,667 | 52,498 | 186,390      | 74,131  | 112,259 |
| 大阪市地域  | 230,100,628 | 91,745,719  | 138,354,909 | 86,155      | 34,352 | 51,803 | 163,817      | 65,317  | 98,500  |
| 三島地域   | 114,760,716 | 45,625,608  | 69,135,108  | 103,098     | 40,989 | 62,109 | 233,036      | 92,649  | 140,388 |
| 豊能地域   | 76,742,053  | 30,600,078  | 46,141,975  | 114,302     | 45,577 | 68,725 | 254,027      | 101,291 | 152,736 |
| 北河内地域  | 94,567,678  | 37,483,619  | 57,084,059  | 80,238      | 31,804 | 48,434 | 179,870      | 71,295  | 108,575 |
| 中河内地域  | 65,894,626  | 26,156,631  | 39,737,995  | 78,397      | 31,119 | 47,278 | 171,316      | 68,003  | 103,313 |
| 南河内地域  | 50,361,136  | 19,993,712  | 30,367,424  | 80,570      | 31,987 | 48,583 | 187,297      | 74,358  | 112,939 |
| 泉北地域   | 99,012,599  | 39,337,123  | 59,675,476  | 83,384      | 33,128 | 50,256 | 189,194      | 75,166  | 114,028 |
| 泉南地域   | 41,614,218  | 16,514,855  | 25,099,363  | 71,507      | 28,378 | 43,129 | 169,368      | 67,215  | 102,153 |
| 大阪市    | 230,100,628 | 91,745,719  | 138,354,909 | 86,155      | 34,352 | 51,803 | 163,817      | 65,317  | 98,500  |
| 堺市     | 71,591,377  | 28,422,779  | 43,168,598  | 84,452      | 33,529 | 50,923 | 187,560      | 74,464  | 113,096 |
| 岸和田市   | 14,461,488  | 5,728,002   | 8,733,486   | 72,254      | 28,619 | 43,635 | 169,328      | 67,069  | 102,260 |
| 豊中市    | 46,638,765  | 18,628,751  | 28,010,014  | 116,304     | 46,455 | 69,849 | 253,399      | 101,214 | 152,185 |
| 池田市    | 10,988,519  | 4,365,833   | 6,622,686   | 107,074     | 42,542 | 64,533 | 238,326      | 94,689  | 143,637 |
| 吹田市    | 43,490,255  | 17,323,771  | 26,166,484  | 119,859     | 47,744 | 72,115 | 266,061      | 105,982 | 160,079 |
| 大津市    | 6,047,588   | 2,406,627   | 3,640,961   | 79,299      | 31,557 | 47,742 | 180,342      | 71,767  | 108,575 |
| 高槻市    | 33,049,761  | 13,102,640  | 19,947,121  | 92,963      | 36,855 | 56,108 | 210,481      | 83,446  | 127,036 |
| 貝塚市    | 6,495,251   | 2,578,995   | 3,916,256   | 72,269      | 28,695 | 43,574 | 174,810      | 69,410  | 105,400 |
| 守口市    | 10,915,274  | 4,331,015   | 6,584,259   | 75,259      | 29,861 | 45,397 | 156,305      | 62,020  | 94,286  |
| 枚方市    | 36,696,617  | 14,533,193  | 22,163,424  | 90,047      | 35,662 | 54,385 | 208,839      | 82,708  | 126,131 |
| 茨木市    | 28,362,804  | 11,292,048  | 17,070,756  | 101,738     | 40,505 | 61,233 | 235,509      | 93,763  | 141,746 |
| 八尾市    | 21,915,399  | 8,710,332   | 13,205,067  | 81,290      | 32,309 | 48,981 | 181,080      | 71,971  | 109,109 |
| 泉佐野市   | 7,365,143   | 2,923,617   | 4,441,526   | 72,675      | 28,849 | 43,827 | 165,034      | 65,511  | 99,523  |
| 富田林市   | 9,962,715   | 3,951,665   | 6,011,050   | 85,937      | 34,086 | 51,850 | 199,015      | 78,939  | 120,077 |
| 寝屋川市   | 18,078,665  | 7,181,528   | 10,897,137  | 75,123      | 29,842 | 45,282 | 166,647      | 66,198  | 100,448 |
| 河内長野市  | 9,486,311   | 3,769,917   | 5,716,394   | 85,482      | 33,971 | 51,511 | 200,408      | 79,643  | 120,765 |
| 松原市    | 8,460,328   | 3,357,705   | 5,102,623   | 68,834      | 27,318 | 41,515 | 154,205      | 61,201  | 93,005  |
| 大東市    | 9,037,469   | 3,569,868   | 5,467,601   | 72,795      | 28,754 | 44,040 | 163,199      | 64,465  | 98,734  |
| 和泉市    | 15,146,572  | 6,031,488   | 9,115,084   | 80,810      | 32,179 | 48,631 | 200,246      | 79,739  | 120,506 |
| 箕面市    | 16,346,860  | 6,507,407   | 9,839,453   | 120,951     | 48,148 | 72,802 | 279,223      | 111,154 | 168,069 |
| 柏原市    | 5,692,754   | 2,261,781   | 3,430,973   | 78,939      | 31,363 | 47,576 | 183,229      | 72,799  | 110,431 |
| 羽曳野市   | 8,599,028   | 3,404,132   | 5,194,896   | 74,692      | 29,568 | 45,123 | 174,334      | 69,014  | 105,320 |
| 門真市    | 8,409,263   | 3,330,393   | 5,078,870   | 66,422      | 26,306 | 40,117 | 137,687      | 54,530  | 83,158  |
| 摂津市    | 6,906,578   | 2,736,553   | 4,170,025   | 80,992      | 32,091 | 48,901 | 177,904      | 70,490  | 107,414 |
| 高石市    | 5,081,582   | 2,020,749   | 3,060,833   | 87,140      | 34,652 | 52,488 | 204,523      | 81,331  | 123,192 |
| 藤井寺市   | 5,418,261   | 2,158,869   | 3,259,392   | 81,426      | 32,444 | 48,982 | 188,829      | 75,238  | 113,591 |
| 東大阪市   | 38,286,473  | 15,184,518  | 23,101,955  | 76,755      | 30,441 | 46,314 | 164,643      | 65,298  | 99,345  |
| 泉南市    | 3,835,080   | 1,526,784   | 2,308,296   | 59,967      | 23,874 | 36,094 | 149,995      | 59,715  | 90,281  |
| 四條畷市   | 4,441,928   | 1,764,328   | 2,677,600   | 78,522      | 31,189 | 47,333 | 185,886      | 73,834  | 112,052 |
| 交野市    | 6,988,463   | 2,773,295   | 4,215,168   | 89,533      | 35,530 | 54,003 | 222,747      | 88,395  | 134,352 |
| 大阪狭山市  | 5,722,873   | 2,275,167   | 3,447,706   | 99,024      | 39,368 | 59,656 | 233,520      | 92,837  | 140,682 |
| 阪南市    | 4,081,531   | 1,623,622   | 2,457,909   | 71,637      | 28,497 | 43,140 | 171,435      | 68,196  | 103,239 |
| 島本町    | 2,951,319   | 1,170,597   | 1,780,722   | 96,106      | 38,119 | 57,987 | 231,931      | 91,992  | 139,939 |
| 豊能町    | 2,017,521   | 801,733     | 1,215,788   | 94,277      | 37,464 | 56,813 | 231,182      | 91,868  | 139,313 |
| 能勢町    | 750,388     | 296,354     | 454,034     | 66,921      | 26,430 | 40,492 | 160,648      | 63,446  | 97,203  |
| 忠岡町    | 1,145,481   | 455,481     | 690,000     | 64,702      | 25,728 | 38,974 | 150,326      | 59,774  | 90,551  |
| 熊取町    | 3,671,214   | 1,457,735   | 2,213,479   | 82,801      | 32,878 | 49,923 | 210,312      | 83,509  | 126,803 |
| 田尻町    | 591,794     | 234,670     | 357,124     | 69,127      | 27,411 | 41,715 | 149,029      | 59,096  | 89,933  |
| 岬町     | 1,112,718   | 441,431     | 671,287     | 66,360      | 26,326 | 40,034 | 144,303      | 57,247  | 87,056  |
| 太子町    | 1,074,739   | 427,936     | 646,803     | 76,723      | 30,549 | 46,174 | 199,766      | 79,542  | 120,224 |
| 河内町    | 1,264,885   | 501,333     | 763,552     | 78,917      | 31,279 | 47,639 | 199,100      | 78,913  | 120,188 |
| 千早赤阪村  | 371,996     | 146,988     | 225,008     | 64,695      | 25,563 | 39,132 | 157,226      | 62,125  | 95,101  |

資料 大阪府総務部市町村課、大阪府財務部税務局徴税対策課

1 5 - 9

## 市 町 村 別 普 通 会 計 決 算 額

| 市 町 村     | 歳             |               |            |               |             | 入              |                |                 |                    |  |
|-----------|---------------|---------------|------------|---------------|-------------|----------------|----------------|-----------------|--------------------|--|
|           | 総 額           | 地 方 税         | 地方譲与税      | 地方特例<br>交 付 金 | 地方交付税       | 利 子 割<br>交 付 金 | 配 当 割<br>交 付 金 | 株式等譲渡<br>所得割交付金 | 地 方 消 費 税<br>交 付 金 |  |
|           | 千円            |               |            |               |             |                |                |                 |                    |  |
| 平成 2 2 年度 | 3,755,347,688 | 1,518,767,674 | 22,701,601 | 17,874,708    | 263,918,012 | 6,545,023      | 3,109,411      | 1,054,022       | 93,124,457         |  |
| 2 3       | 3,769,245,285 | 1,529,430,104 | 22,138,974 | 17,416,590    | 278,102,725 | 5,444,915      | 3,533,135      | 787,753         | 92,944,873         |  |
| 2 4       | 3,848,792,973 | 1,512,537,074 | 21,008,651 | 7,286,128     | 289,918,032 | 5,074,806      | 3,929,434      | 905,499         | 93,083,104         |  |
| 2 5       | 3,882,235,304 | 1,535,097,914 | 20,115,534 | 6,922,643     | 276,868,556 | 4,967,179      | 7,220,225      | 11,086,162      | 92,289,773         |  |
| 平成 2 6 年度 | 3,875,418,536 | 1,560,339,736 | 18,943,671 | 6,318,805     | 266,787,593 | 4,846,819      | 13,087,129     | 6,896,259       | 111,799,744        |  |
| 大 阪 市 地 域 | 1,641,158,122 | 659,255,786   | 5,987,396  | 1,804,272     | 36,787,280  | 1,412,540      | 3,818,329      | 2,013,538       | 42,962,811         |  |
| 三 島 地 域   | 361,628,963   | 180,436,553   | 1,734,765  | 807,352       | 16,562,323  | 722,722        | 1,952,331      | 1,029,080       | 12,361,574         |  |
| 豊 能 地 域   | 238,682,780   | 108,981,707   | 3,299,256  | 449,236       | 14,124,734  | 480,592        | 1,296,927      | 683,161         | 7,105,952          |  |
| 北 河 内 地 域 | 405,230,286   | 156,394,018   | 1,704,618  | 837,672       | 50,113,487  | 607,484        | 1,638,520      | 862,807         | 13,037,432         |  |
| 中 河 内 地 域 | 328,371,764   | 123,127,804   | 1,285,428  | 665,577       | 37,854,944  | 414,447        | 1,118,213      | 588,950         | 10,233,445         |  |
| 南 河 内 地 域 | 212,504,992   | 71,303,496    | 1,077,704  | 398,843       | 40,628,541  | 326,920        | 880,687        | 463,372         | 6,613,699          |  |
| 泉 北 地 域   | 474,441,016   | 179,468,354   | 2,750,373  | 952,067       | 39,100,920  | 618,637        | 1,670,516      | 880,314         | 13,049,672         |  |
| 泉 南 地 域   | 213,400,613   | 81,372,018    | 1,104,131  | 403,786       | 31,615,364  | 263,477        | 711,606        | 375,037         | 6,435,159          |  |
| 大 阪 市     | 1,641,158,122 | 659,255,786   | 5,987,396  | 1,804,272     | 36,787,280  | 1,412,540      | 3,818,329      | 2,013,538       | 42,962,811         |  |
| 堺 市       | 353,078,550   | 132,746,566   | 2,067,347  | 633,451       | 23,628,775  | 447,639        | 1,208,576      | 636,822         | 9,393,674          |  |
| 岸 田 市     | 72,980,911    | 24,474,350    | 322,808    | 140,258       | 14,097,716  | 90,603         | 245,049        | 129,267         | 2,193,868          |  |
| 豊 中 市     | 145,768,773   | 66,667,598    | 2,749,209  | 252,690       | 6,468,580   | 287,125        | 775,854        | 409,033         | 4,184,018          |  |
| 池 田 市     | 34,520,575    | 16,099,801    | 199,251    | 68,762        | 2,813,868   | 70,345         | 189,381        | 99,602          | 1,219,564          |  |
| 吹 田 市     | 117,588,363   | 64,168,708    | 525,483    | 246,538       | 1,341,438   | 268,114        | 724,387        | 381,868         | 4,132,947          |  |
| 泉 大 津 市   | 29,209,632    | 11,316,539    | 179,941    | 52,710        | 4,014,733   | 37,286         | 100,693        | 53,065          | 880,322            |  |
| 高 槻 市     | 113,713,724   | 49,838,287    | 569,518    | 245,271       | 11,217,943  | 212,330        | 573,406        | 302,185         | 3,696,683          |  |
| 貝 塚 市     | 30,310,196    | 11,473,569    | 168,137    | 73,220        | 4,703,423   | 40,866         | 110,456        | 58,243          | 975,079            |  |
| 守 口 市     | 67,369,100    | 21,511,271    | 205,692    | 105,466       | 6,443,712   | 68,213         | 184,219        | 97,086          | 1,773,790          |  |
| 枚 方 市     | 125,232,639   | 56,221,017    | 594,745    | 301,244       | 12,732,349  | 237,637        | 640,498        | 337,115         | 4,231,415          |  |
| 茨 木 市     | 86,998,255    | 44,394,030    | 446,879    | 208,819       | 2,239,655   | 180,281        | 486,925        | 256,633         | 3,109,174          |  |
| 八 尾 市     | 103,361,907   | 38,594,479    | 419,456    | 217,458       | 10,853,347  | 138,511        | 373,621        | 196,750         | 3,168,493          |  |
| 泉 佐 野 市   | 47,020,048    | 20,687,284    | 188,507    | 72,533        | 1,624,026   | 46,162         | 124,843        | 65,855          | 1,261,001          |  |
| 富 田 林 市   | 39,247,580    | 13,497,119    | 200,407    | 63,532        | 6,307,233   | 64,262         | 173,177        | 91,138          | 1,244,887          |  |
| 寝 屋 川 市   | 79,615,127    | 28,484,430    | 315,351    | 171,984       | 12,356,343  | 115,466        | 311,702        | 164,226         | 2,477,699          |  |
| 河 内 長 野 市 | 36,152,119    | 12,631,354    | 217,662    | 57,575        | 6,113,430   | 63,594         | 170,725        | 89,626          | 1,079,097          |  |
| 松 原 市     | 42,468,399    | 13,804,437    | 172,849    | 77,030        | 7,973,337   | 54,251         | 146,230        | 76,967          | 1,344,864          |  |
| 大 東 市     | 39,048,460    | 16,703,863    | 183,103    | 81,176        | 4,427,458   | 57,714         | 155,640        | 81,946          | 1,496,666          |  |
| 和 泉 市     | 60,292,349    | 22,501,147    | 305,940    | 212,234       | 8,281,684   | 93,878         | 253,909        | 133,942         | 1,913,419          |  |
| 箕 面 市     | 45,894,518    | 22,954,030    | 237,743    | 121,088       | 979,507     | 103,583        | 279,561        | 147,271         | 1,389,284          |  |
| 柏 原 市     | 23,228,662    | 8,923,545     | 118,750    | 47,582        | 4,382,421   | 36,354         | 98,018         | 51,600          | 807,731            |  |
| 羽 曳 野 市   | 39,058,705    | 12,481,861    | 184,094    | 79,530        | 8,426,856   | 55,467         | 149,429        | 78,626          | 1,222,359          |  |
| 門 真 市     | 51,305,907    | 17,765,278    | 180,187    | 76,287        | 6,863,191   | 54,135         | 145,792        | 76,694          | 1,718,421          |  |
| 摂 津 市     | 32,855,508    | 17,373,763    | 144,029    | 76,180        | 507,147     | 43,464         | 117,392        | 61,870          | 1,136,950          |  |
| 高 石 市     | 24,847,237    | 10,592,369    | 165,458    | 38,968        | 1,526,214   | 32,639         | 87,923         | 46,260          | 656,444            |  |
| 藤 井 寺 市   | 22,653,033    | 7,927,620     | 101,869    | 53,684        | 4,211,744   | 34,948         | 94,977         | 50,256          | 713,416            |  |
| 東 大 阪 市   | 201,781,195   | 75,609,780    | 747,222    | 400,537       | 22,619,176  | 239,582        | 646,574        | 340,600         | 6,257,221          |  |
| 泉 南 市     | 21,577,157    | 8,972,815     | 140,841    | 35,880        | 2,776,209   | 24,445         | 65,839         | 34,637          | 729,529            |  |
| 四 條 畷 市   | 19,530,799    | 6,511,511     | 95,888     | 40,622        | 3,893,925   | 28,524         | 76,961         | 40,534          | 568,491            |  |
| 交 野 市     | 23,128,254    | 9,196,648     | 129,652    | 60,893        | 3,396,509   | 45,795         | 123,708        | 65,206          | 770,950            |  |
| 大 阪 市     | 19,035,634    | 7,377,279     | 101,551    | 45,656        | 2,916,510   | 36,541         | 98,195         | 51,582          | 632,192            |  |
| 阪 南 市     | 17,564,436    | 5,444,293     | 104,709    | 35,298        | 4,213,600   | 26,399         | 71,096         | 37,400          | 546,241            |  |
| 島 本 町     | 10,473,113    | 4,661,765     | 48,856     | 30,544        | 1,256,140   | 18,533         | 50,221         | 26,524          | 285,820            |  |
| 豊 能 町     | 6,450,386     | 2,011,154     | 55,473     | 5,610         | 2,030,652   | 14,514         | 38,698         | 20,224          | 189,015            |  |
| 能 勢 町     | 6,048,528     | 1,249,124     | 57,580     | 1,086         | 1,832,127   | 5,025          | 13,433         | 7,031           | 124,071            |  |
| 忠 岡 町     | 7,013,248     | 2,311,733     | 31,687     | 14,704        | 1,649,514   | 7,195          | 19,415         | 10,225          | 205,813            |  |
| 熊 取 町     | 12,115,051    | 4,234,549     | 87,890     | 35,571        | 2,353,055   | 23,869         | 64,330         | 33,857          | 443,818            |  |
| 田 尻 町     | 4,996,700     | 3,901,276     | 44,360     | 5,273         | 5,560       | 3,651          | 9,874          | 5,207           | 113,697            |  |
| 岬 町       | 6,836,114     | 2,183,882     | 46,879     | 5,753         | 1,841,775   | 7,482          | 20,119         | 10,571          | 171,926            |  |
| 太 子 町     | 4,795,921     | 1,514,835     | 34,286     | 9,028         | 1,400,156   | 6,952          | 18,764         | 9,885           | 136,028            |  |
| 河 南 町     | 6,089,478     | 1,535,737     | 46,122     | 10,982        | 1,957,827   | 8,232          | 22,056         | 11,562          | 174,950            |  |
| 千 早 赤 阪 村 | 3,004,123     | 533,254       | 18,864     | 1,826         | 1,321,448   | 2,673          | 7,134          | 3,730           | 65,906             |  |

資料 大阪府総務部市町村課「自治大阪」

| 市町村    | 歳             |                |                |              |                 |              |            |            |
|--------|---------------|----------------|----------------|--------------|-----------------|--------------|------------|------------|
|        | 自動車取得税<br>交付金 | 特別地方<br>消費税交付金 | ゴルフ場<br>利用税交付金 | 軽油引取<br>税交付金 | 交通安全対策<br>特別交付金 | 分担金及び<br>負担金 | 使用料        | 手数料        |
|        | 千円            |                |                |              |                 |              |            |            |
| 平成22年度 | 8,844,427     | 663            | 1,144,670      | 16,275,894   | 2,272,498       | 31,567,930   | 80,239,501 | 17,644,482 |
| 23     | 7,518,570     | 137            | 1,137,763      | 17,015,743   | 2,233,014       | 32,293,778   | 81,812,666 | 17,404,899 |
| 24     | 9,316,825     | -              | 1,104,271      | 17,283,357   | 2,205,194       | 33,467,233   | 83,390,013 | 19,559,734 |
| 25     | 8,272,858     | -              | 1,096,332      | 17,010,207   | 2,121,209       | 34,570,802   | 84,857,257 | 19,194,999 |
| 平成26年度 | 3,978,062     | -              | 1,066,092      | 17,223,574   | 1,875,426       | 35,910,751   | 84,877,219 | 18,330,031 |
| 大阪市地域  | 1,442,728     | -              | -              | 11,482,383   | 815,492         | 8,063,647    | 54,163,166 | 8,042,409  |
| 三島地域   | 425,638       | -              | 196,425        | -            | 154,738         | 4,759,643    | 6,498,458  | 1,843,314  |
| 豊能地域   | 265,198       | -              | 99,982         | -            | 89,732          | 2,035,309    | 3,952,487  | 891,304    |
| 北河内地域  | 418,248       | -              | 206,939        | -            | 155,032         | 4,872,605    | 4,624,905  | 1,838,306  |
| 中河内地域  | 315,140       | -              | -              | -            | 122,337         | 4,970,774    | 4,008,919  | 1,023,154  |
| 南河内地域  | 264,407       | -              | 168,810        | -            | 95,034          | 2,638,542    | 2,765,372  | 1,005,325  |
| 泉北地域   | 596,778       | -              | 182,219        | 5,741,191    | 344,196         | 6,514,998    | 5,795,004  | 2,622,723  |
| 泉南地域   | 249,925       | -              | 211,717        | -            | 98,865          | 2,055,233    | 3,068,908  | 1,063,496  |
| 大坂市    | 1,442,728     | -              | -              | 11,482,383   | 815,492         | 8,063,647    | 54,163,166 | 8,042,409  |
| 堺市     | 461,599       | -              | 148,454        | 5,741,191    | 294,625         | 5,653,777    | 3,896,501  | 2,271,778  |
| 岸和田市   | 78,248        | -              | 46,051         | -            | 35,183          | 804,800      | 1,010,099  | 341,492    |
| 豊中市    | 139,381       | -              | -              | -            | 48,867          | 1,198,616    | 2,368,982  | 285,243    |
| 池田市    | 39,753        | -              | 63,805         | -            | 14,907          | 269,148      | 918,039    | 243,901    |
| 吹田市    | 128,946       | -              | -              | -            | 42,592          | 1,115,534    | 2,448,559  | 549,175    |
| 泉大津市   | 30,476        | -              | -              | -            | 13,997          | 148,518      | 395,226    | 148,379    |
| 高槻市    | 139,680       | -              | 52,248         | -            | 50,135          | 1,506,926    | 1,996,702  | 693,465    |
| 貝塚市    | 41,138        | -              | -              | -            | 16,837          | 370,960      | 416,908    | 90,099     |
| 守口市    | 50,471        | -              | -              | -            | 18,076          | 1,462,476    | 775,373    | 237,223    |
| 枚方市    | 145,964       | -              | 84,232         | -            | 54,858          | 1,259,948    | 1,869,586  | 507,342    |
| 茨木市    | 109,669       | -              | 98,240         | -            | 45,941          | 1,329,487    | 1,229,987  | 432,303    |
| 八尾市    | 102,685       | -              | -              | -            | 39,766          | 1,742,359    | 1,250,393  | 548,124    |
| 泉佐野市   | 39,468        | -              | 54,921         | -            | 17,349          | 569,798      | 695,133    | 279,723    |
| 富田林市   | 49,170        | -              | 52,682         | -            | 17,967          | 1,106,263    | 784,553    | 270,463    |
| 寝屋川市   | 77,341        | -              | -              | -            | 30,242          | 920,532      | 612,561    | 336,414    |
| 河内長野市  | 53,449        | -              | 21,893         | -            | 16,051          | 368,522      | 325,957    | 312,232    |
| 松原市    | 42,389        | -              | -              | -            | 18,226          | 336,959      | 379,217    | 187,948    |
| 大東市    | 44,939        | -              | 21,166         | -            | 16,875          | 386,670      | 401,636    | 408,087    |
| 和泉市    | 75,123        | -              | 33,765         | -            | 25,227          | 521,585      | 1,126,330  | 99,918     |
| 箕面市    | 58,351        | -              | 2,366          | -            | 20,905          | 463,300      | 550,343    | 308,985    |
| 柏原市    | 29,117        | -              | -              | -            | 11,442          | 262,268      | 379,762    | 36,142     |
| 羽曳野市   | 45,150        | -              | -              | -            | 17,580          | 327,283      | 528,419    | 55,714     |
| 門真市    | 44,196        | -              | -              | -            | 17,039          | 320,994      | 468,298    | 188,315    |
| 摂津市    | 35,346        | -              | 1,641          | -            | 12,950          | 724,615      | 546,565    | 127,598    |
| 高石市    | 21,806        | -              | -              | -            | 7,281           | 186,831      | 228,155    | 60,328     |
| 藤井寺市   | 24,978        | -              | -              | -            | 9,814           | 141,170      | 409,793    | 48,053     |
| 東大阪市   | 183,338       | -              | -              | -            | 71,129          | 2,966,147    | 2,378,764  | 438,888    |
| 泉南市    | 28,486        | -              | 44,956         | -            | 10,345          | 191,796      | 249,369    | 139,805    |
| 四條畷市   | 23,529        | -              | 25,713         | -            | 7,453           | 267,447      | 164,892    | 62,953     |
| 交野市    | 31,808        | -              | 75,828         | -            | 10,489          | 254,538      | 332,559    | 97,972     |
| 大阪狭山市  | 24,923        | -              | -              | -            | 9,923           | 262,591      | 203,827    | 43,179     |
| 阪南市    | 25,688        | -              | 2,561          | -            | 8,108           | 102,487      | 190,289    | 87,750     |
| 島本町    | 11,997        | -              | 44,296         | -            | 3,120           | 83,081       | 276,645    | 40,773     |
| 豊能町    | 13,612        | -              | 7,266          | -            | 3,142           | 91,677       | 63,029     | 13,568     |
| 能勢町    | 14,101        | -              | 26,545         | -            | 1,911           | 12,568       | 52,094     | 39,607     |
| 忠岡町    | 7,774         | -              | -              | -            | 3,066           | 4,287        | 148,792    | 42,320     |
| 熊取町    | 21,582        | -              | 11,360         | -            | 6,579           | 5,336        | 316,819    | 91,938     |
| 田尻町    | 3,821         | -              | -              | -            | 1,128           | 1,207        | 101,204    | 14,199     |
| 岬町     | 11,494        | -              | 51,868         | -            | 3,336           | 8,849        | 89,087     | 18,490     |
| 太子町    | 8,414         | -              | 25,489         | -            | 2,270           | 58,482       | 35,157     | 17,839     |
| 河内町    | 11,309        | -              | 44,804         | -            | 2,362           | 9,457        | 83,369     | 60,141     |
| 早赤阪村   | 4,625         | -              | 23,942         | -            | 841             | 27,815       | 15,080     | 9,756      |

## 会 計 決 算 額 (続)

| 入                  |                    |                   |                  |                |                   |                   |                    |                    |
|--------------------|--------------------|-------------------|------------------|----------------|-------------------|-------------------|--------------------|--------------------|
| 国庫支出金              | 府支出金               | 財産収入              | 寄附金              | 国 有<br>提供施設等   | 繰入金               | 繰越金               | 諸収入                | 地方債                |
| 738,180,941        | 175,010,056        | 44,652,910        | 1,778,864        | 301,450        | 38,693,296        | 21,243,673        | 306,082,926        | 344,318,599        |
| 750,862,939        | 179,136,318        | 45,906,830        | 5,369,538        | 301,450        | 42,909,336        | 28,699,359        | 256,215,000        | 350,628,876        |
| 736,622,116        | 181,394,690        | 40,862,109        | 3,003,261        | 282,583        | 174,681,340       | 26,585,159        | 248,855,082        | 336,437,278        |
| 789,069,182        | 184,394,029        | 58,573,800        | 1,826,970        | 271,872        | 72,741,704        | 29,399,106        | 242,203,517        | 382,063,474        |
| <b>798,734,529</b> | <b>193,261,693</b> | <b>30,910,429</b> | <b>2,884,477</b> | <b>269,254</b> | <b>89,957,215</b> | <b>60,638,005</b> | <b>219,891,402</b> | <b>326,590,621</b> |
| 349,428,482        | 56,187,274         | 19,551,166        | 1,232,975        | -              | 50,917,725        | 25,364,037        | 179,300,686        | 121,124,000        |
| 67,342,484         | 23,318,335         | 1,066,009         | 175,017          | -              | 4,526,381         | 6,432,855         | 7,387,953          | 21,895,013         |
| 40,964,068         | 13,668,512         | 2,459,038         | 217,249          | -              | 7,409,947         | 7,994,221         | 4,923,759          | 17,290,409         |
| 85,657,937         | 26,832,720         | 2,811,974         | 192,514          | -              | 4,863,879         | 6,049,676         | 4,871,075          | 36,638,438         |
| 75,076,456         | 18,187,434         | 985,629           | 32,970           | 41,624         | 5,976,433         | 4,520,133         | 4,818,544          | 33,003,409         |
| 39,217,666         | 14,702,778         | 574,803           | 205,655          | -              | 3,651,756         | 3,797,846         | 4,098,720          | 17,625,016         |
| 103,391,692        | 25,283,942         | 2,381,377         | 222,560          | 227,630        | 6,979,820         | 3,941,178         | 10,957,837         | 60,767,018         |
| 37,655,744         | 15,080,698         | 1,080,433         | 605,537          | -              | 5,631,274         | 2,538,059         | 3,532,828          | 18,247,318         |
| 349,428,482        | 56,187,274         | 19,551,166        | 1,232,975        | -              | 50,917,725        | 25,364,037        | 179,300,686        | 121,124,000        |
| 81,002,084         | 16,408,772         | 1,681,089         | 179,867          | 9,698          | 3,711,578         | 2,976,372         | 9,076,915          | 48,801,400         |
| 15,845,861         | 4,763,800          | 320,130           | 47,719           | -              | 917,699           | 99,370            | 1,448,940          | 5,527,600          |
| 28,605,613         | 7,589,093          | 1,557,481         | 58,622           | -              | 3,225,024         | 5,650,047         | 2,810,797          | 10,436,900         |
| 5,185,385          | 2,300,261          | 65,997            | 90,411           | -              | 497,077           | 359,723           | 649,694            | 3,061,900          |
| 21,850,373         | 6,957,323          | 219,023           | 54,480           | -              | 1,882,251         | 3,181,503         | 2,944,221          | 4,424,900          |
| 5,287,915          | 2,149,460          | 95,140            | 9,670            | -              | 1,004,055         | 337,136           | 392,449            | 2,561,922          |
| 22,673,116         | 6,753,773          | 226,517           | 78,339           | -              | 2,128,359         | 1,006,118         | 1,485,323          | 8,267,400          |
| 5,810,034          | 2,392,766          | 25,819            | 53,302           | -              | 254,007           | 71,823            | 529,768            | 2,633,742          |
| 14,602,457         | 4,136,191          | 1,699,779         | 154,901          | -              | 2,232,316         | 625,722           | 826,466            | 10,158,200         |
| 24,375,970         | 7,272,441          | 93,823            | 7,993            | -              | 360,614           | 1,893,867         | 1,508,283          | 10,501,698         |
| 16,036,030         | 6,246,718          | 188,933           | 20,613           | -              | 91,429            | 1,341,129         | 2,126,780          | 6,378,600          |
| 21,258,382         | 6,517,195          | 472,742           | 8,859            | 41,624         | 2,883,787         | 2,791,083         | 999,269            | 10,743,524         |
| 6,944,462          | 3,217,132          | 637,676           | 472,022          | -              | 3,038,384         | 1,108,905         | 708,664            | 5,166,200          |
| 7,283,202          | 2,594,220          | 27,872            | 57,604           | -              | 304,520           | 903,728           | 1,764,281          | 2,389,300          |
| 18,868,127         | 6,119,292          | 147,864           | 13,836           | -              | 1,914,424         | 1,021,951         | 677,442            | 4,477,900          |
| 6,023,513          | 2,424,592          | 166,415           | 19,348           | -              | 1,627,507         | 166,759           | 993,718            | 3,209,100          |
| 9,111,573          | 3,188,993          | 213,284           | 110,711          | -              | 730,099           | 305,611           | 295,624            | 3,897,800          |
| 6,672,950          | 2,761,417          | 92,574            | 2,052            | -              | 172,091           | 751,703           | 882,734            | 3,246,000          |
| 12,075,137         | 4,512,412          | 142,569           | 24,253           | 217,932        | 1,379,641         | 170,463           | 651,841            | 5,540,000          |
| 6,328,970          | 3,033,981          | 817,960           | 59,023           | -              | 2,966,230         | 1,382,796         | 1,309,279          | 2,379,962          |
| 3,851,300          | 1,484,174          | 30,973            | 14,097           | -              | 303,860           | 56,110            | 702,131            | 1,601,285          |
| 7,818,404          | 2,566,274          | 118,827           | 2,190            | -              | 24,644            | 1,122,446         | 425,652            | 3,327,900          |
| 14,134,391         | 3,508,937          | 85,885            | 8,670            | -              | 12,750            | 642,984           | 514,220            | 4,479,243          |
| 5,464,230          | 2,566,114          | 408,622           | 11,898           | -              | 70,608            | 751,117           | 705,509            | 1,967,900          |
| 4,391,800          | 1,704,922          | 440,636           | 7,559            | -              | 550,601           | 208,770           | 772,673            | 3,119,600          |
| 4,845,634          | 1,540,788          | 9,372             | 12,570           | -              | 224,790           | 128,062           | 197,495            | 1,872,000          |
| 49,966,774         | 10,186,065         | 481,914           | 10,014           | -              | 2,788,786         | 1,672,940         | 3,117,144          | 20,658,600         |
| 3,911,410          | 1,647,972          | 15,864            | 5,749            | -              | 256,249           | 503,882           | 180,840            | 1,610,239          |
| 3,646,090          | 1,508,610          | 25,726            | 2,399            | -              | 142,716           | 638,275           | 183,040            | 1,575,500          |
| 3,357,952          | 1,525,832          | 666,323           | 2,663            | -              | 28,968            | 475,174           | 278,890            | 2,199,897          |
| 2,924,738          | 1,289,831          | 22,104            | 395              | -              | 281,180           | 854,887           | 220,450            | 1,638,100          |
| 2,782,190          | 1,327,152          | 6,648             | 7,143            | -              | 544,637           | 211,525           | 131,105            | 1,658,117          |
| 1,318,735          | 794,407            | 22,914            | 9,687            | -              | 353,734           | 152,988           | 126,120            | 856,213            |
| 386,614            | 436,875            | 7,210             | 8,988            | -              | 224,837           | 262,738           | 94,185             | 471,305            |
| 457,486            | 308,302            | 10,390            | 205              | -              | 496,779           | 338,917           | 59,804             | 940,342            |
| 634,756            | 508,376            | 21,943            | 1,211            | -              | 333,945           | 248,437           | 63,959             | 744,096            |
| 1,330,990          | 1,076,083          | 12,344            | 10,909           | -              | 419,856           | 187,930           | 293,136            | 1,053,250          |
| 263,455            | 214,731            | 8,173             | 526              | -              | 2,140             | 224,147           | 73,071             | -                  |
| 767,342            | 441,062            | 53,779            | 8,167            | -              | 198,302           | 130,477           | 167,304            | 598,170            |
| 492,015            | 491,558            | 4,467             | 250              | -              | 129,310           | 54,068            | 65,168             | 281,500            |
| 469,734            | 389,179            | 9,334             | 627              | -              | 329,706           | 161,501           | 76,787             | 673,700            |
| 248,853            | 217,343            | 3,128             | 1,960            | -              | -                 | 100,784           | 59,545             | 335,616            |

15 - 9

市 町 村 別 普 通

| 市 町 村     | 歳             |            |             |               |             |            |             |
|-----------|---------------|------------|-------------|---------------|-------------|------------|-------------|
|           | 総 額           | 議 会 費      | 総 務 費       | 民 生 費         | 衛 生 費       | 労 働 費      | 農 水 産 業 林 費 |
|           | 千円            |            |             |               |             |            |             |
| 平成 22 年度  | 3,724,667,290 | 16,253,692 | 364,482,262 | 1,530,298,274 | 279,051,722 | 9,595,089  | 7,384,794   |
| 23        | 3,741,275,540 | 20,105,483 | 330,001,462 | 1,593,574,892 | 295,635,959 | 11,133,564 | 6,815,882   |
| 24        | 3,816,861,866 | 17,858,621 | 437,690,734 | 1,610,823,684 | 276,471,078 | 8,830,794  | 9,438,977   |
| 25        | 3,819,017,299 | 17,299,155 | 360,843,322 | 1,633,936,580 | 269,785,998 | 6,423,713  | 6,916,524   |
| 平成 26 年度  | 3,840,001,100 | 17,446,474 | 318,704,388 | 1,720,421,513 | 267,419,490 | 5,037,385  | 7,564,390   |
| 大阪市地域     | 1,635,842,942 | 2,507,319  | 108,513,799 | 702,677,234   | 85,210,011  | 565,562    | 90,567      |
| 三島地域      | 356,505,306   | 2,446,521  | 33,885,568  | 162,188,536   | 30,098,908  | 579,449    | 1,267,362   |
| 豊能地域      | 231,876,331   | 1,807,393  | 26,287,169  | 101,386,467   | 20,499,571  | 795,241    | 436,693     |
| 北河内地域     | 397,862,886   | 2,844,466  | 40,483,307  | 196,495,291   | 28,685,300  | 954,842    | 589,420     |
| 中河内地域     | 326,349,634   | 1,694,317  | 26,191,476  | 158,493,437   | 26,396,410  | 521,510    | 443,739     |
| 南河内地域     | 209,356,626   | 1,974,594  | 23,214,206  | 94,640,498    | 19,343,188  | 380,549    | 1,937,163   |
| 泉北地域      | 470,560,596   | 2,352,530  | 40,428,520  | 214,955,206   | 35,342,442  | 589,707    | 1,467,044   |
| 泉南地域      | 211,646,779   | 1,819,334  | 19,700,343  | 89,584,844    | 21,843,660  | 650,525    | 1,332,402   |
| 大 阪 市     | 1,635,842,942 | 2,507,319  | 108,513,799 | 702,677,234   | 85,210,011  | 565,562    | 90,567      |
| 堺 市       | 350,241,172   | 1,298,920  | 28,958,022  | 163,188,903   | 23,934,842  | 454,032    | 925,921     |
| 岸和田市      | 72,301,746    | 447,490    | 4,634,623   | 34,340,892    | 7,355,579   | 58,849     | 363,505     |
| 豊中 市      | 142,327,757   | 694,828    | 15,775,064  | 67,051,348    | 11,534,565  | 596,211    | 45,699      |
| 池田 市      | 34,245,305    | 444,869    | 3,410,722   | 13,241,125    | 3,387,753   | 21,802     | 39,426      |
| 吹田 市      | 115,958,159   | 710,255    | 13,533,717  | 53,364,236    | 9,161,748   | 256,137    | 64,042      |
| 泉大津市      | 28,774,955    | 260,190    | 2,169,675   | 11,993,241    | 2,888,481   | 42,199     | 33,733      |
| 高槻 市      | 111,972,682   | 688,735    | 9,507,761   | 50,951,112    | 10,733,812  | 113,871    | 739,439     |
| 貝塚 市      | 30,228,055    | 309,356    | 2,725,039   | 13,952,929    | 3,655,869   | 33,763     | 255,781     |
| 守口 市      | 66,059,947    | 390,764    | 10,947,559  | 30,428,875    | 3,843,412   | 54,116     | 35,844      |
| 枚方 市      | 123,190,101   | 702,644    | 11,143,063  | 60,685,781    | 11,017,048  | 479,234    | 208,138     |
| 茨木 市      | 85,836,677    | 578,818    | 5,907,909   | 39,477,214    | 7,068,731   | 146,435    | 275,117     |
| 八尾 市      | 102,736,052   | 537,853    | 8,471,739   | 47,860,522    | 9,303,748   | 207,684    | 198,819     |
| 泉佐野市      | 46,919,887    | 257,572    | 5,125,544   | 16,198,067    | 5,044,811   | 425,396    | 172,755     |
| 富田 市      | 38,561,923    | 352,213    | 4,113,637   | 18,139,425    | 4,880,013   | 24,467     | 158,787     |
| 寝屋川市      | 78,174,127    | 519,991    | 6,912,603   | 42,204,519    | 4,427,654   | 17,835     | 192,513     |
| 河内長野市     | 35,953,976    | 309,646    | 4,610,435   | 14,470,490    | 3,645,484   | 49,861     | 1,218,097   |
| 松原 市      | 42,043,632    | 358,550    | 3,591,710   | 20,856,611    | 3,185,640   | 211,704    | 74,909      |
| 大 東 市     | 38,291,507    | 308,614    | 3,912,035   | 18,059,571    | 2,938,932   | 17,554     | 32,541      |
| 和 泉 市     | 60,156,575    | 423,439    | 5,790,221   | 28,543,706    | 5,833,387   | 62,438     | 465,179     |
| 箕面 市      | 43,594,615    | 432,421    | 4,997,871   | 18,300,876    | 3,984,562   | 161,339    | 138,498     |
| 柏原 市      | 23,203,108    | 264,562    | 2,242,931   | 10,195,448    | 2,660,351   | 35,384     | 109,194     |
| 羽曳野市      | 38,594,046    | 246,680    | 3,454,747   | 18,330,040    | 2,853,578   | 50,143     | 159,448     |
| 門真 市      | 50,796,945    | 414,704    | 3,372,825   | 27,377,809    | 3,099,176   | 299,870    | 29,597      |
| 摂津 市      | 32,357,187    | 326,104    | 3,558,849   | 14,449,445    | 2,255,092   | 63,006     | 104,781     |
| 高 石 市     | 24,451,007    | 269,187    | 2,747,337   | 8,917,201     | 1,875,267   | 14,027     | 20,643      |
| 藤井寺市      | 22,461,580    | 221,569    | 2,126,232   | 11,276,547    | 2,078,807   | 30,030     | 40,943      |
| 東 大 阪 市   | 200,410,474   | 891,902    | 15,476,806  | 100,437,467   | 14,432,311  | 278,442    | 135,726     |
| 泉南 市      | 21,471,568    | 266,758    | 1,880,859   | 10,034,551    | 1,610,148   | 61,833     | 250,761     |
| 四 條 畷 市   | 19,009,484    | 264,154    | 2,164,375   | 8,587,350     | 1,544,194   | 69,672     | 36,258      |
| 交野 市      | 22,340,775    | 243,595    | 2,030,847   | 9,151,386     | 1,814,884   | 16,561     | 54,529      |
| 大阪 狭山市    | 18,308,049    | 207,549    | 2,841,908   | 7,517,011     | 1,547,136   | 14,161     | 110,747     |
| 南 市       | 17,354,846    | 230,587    | 1,673,930   | 7,266,883     | 1,850,983   | 28,471     | 115,910     |
| 島 本 町     | 10,380,601    | 142,609    | 1,377,332   | 3,946,529     | 879,525     | —          | 83,983      |
| 豊 能 町     | 6,102,767     | 128,108    | 1,170,002   | 1,649,869     | 811,107     | 4,067      | 73,264      |
| 能 勢 町     | 5,605,887     | 107,167    | 933,510     | 1,143,249     | 781,584     | 11,822     | 139,806     |
| 忠 岡 町     | 6,936,887     | 100,794    | 763,265     | 2,312,155     | 810,465     | 17,011     | 21,568      |
| 熊 取 町     | 11,991,566    | 121,068    | 1,675,323   | 4,544,485     | 1,387,017   | 35,891     | 73,107      |
| 田 尻 町     | 4,773,482     | 81,046     | 1,087,933   | 1,193,704     | 358,324     | 3,388      | 50,409      |
| 岬 子 町     | 6,605,629     | 105,457    | 897,092     | 2,053,333     | 580,929     | 2,934      | 50,174      |
| 太 南 町     | 4,631,477     | 96,319     | 904,958     | 1,584,334     | 402,899     | —          | 52,045      |
| 河 早 赤 阪 村 | 5,939,469     | 111,780    | 905,354     | 1,755,561     | 507,662     | 183        | 70,261      |
| 千 赤 阪 村   | 2,862,474     | 70,288     | 665,225     | 710,479       | 241,969     | —          | 51,926      |



## 会計決算額(続)

| 出           |             |             |             |         |             |            |         |
|-------------|-------------|-------------|-------------|---------|-------------|------------|---------|
| 商工費         | 土木費         | 消防費         | 教育費         | 災害復旧費   | 公債費         | 諸支出金       | 前年度繰上金  |
| 166,238,114 | 460,051,661 | 106,180,121 | 334,853,785 | 229,219 | 430,359,001 | 19,657,167 | 32,389  |
| 157,653,127 | 428,368,644 | 109,056,066 | 324,684,555 | 195,175 | 444,508,439 | 18,929,523 | 612,769 |
| 153,337,226 | 393,300,639 | 108,406,784 | 315,063,227 | 582,970 | 467,327,043 | 17,323,675 | 406,414 |
| 141,142,855 | 419,881,851 | 108,930,340 | 349,450,838 | 681,504 | 492,173,796 | 11,550,823 | -       |
| 117,237,038 | 391,626,659 | 108,500,593 | 366,452,219 | 999,486 | 475,604,908 | 42,986,557 | -       |
| 101,967,110 | 167,507,056 | 36,027,364  | 123,156,623 | -       | 266,875,533 | 40,744,764 | -       |
| 2,499,756   | 44,620,925  | 10,464,219  | 44,713,775  | 118,313 | 22,617,393  | 1,004,581  | -       |
| 848,151     | 17,396,144  | 8,030,251   | 32,654,227  | 396,039 | 21,337,577  | 1,408      | -       |
| 855,578     | 32,253,708  | 13,986,332  | 40,519,952  | 86,871  | 40,107,819  | -          | -       |
| 2,933,094   | 31,483,068  | 8,755,617   | 40,343,685  | -       | 29,093,281  | -          | -       |
| 900,016     | 16,589,454  | 7,733,959   | 21,466,401  | 298,563 | 20,763,647  | 114,388    | -       |
| 5,361,818   | 66,601,074  | 16,330,098  | 40,278,651  | 12,485  | 46,814,500  | 26,521     | -       |
| 1,871,515   | 15,175,230  | 7,172,753   | 23,318,905  | 87,215  | 27,995,158  | 1,094,895  | -       |
| 101,967,110 | 167,507,056 | 36,027,364  | 123,156,623 | -       | 266,875,533 | 40,744,764 | -       |
| 4,913,738   | 53,804,435  | 11,651,095  | 28,042,533  | -       | 33,042,210  | 26,521     | -       |
| 870,027     | 5,198,092   | 1,870,189   | 7,390,665   | 41,088  | 9,730,747   | -          | -       |
| 397,829     | 8,940,632   | 4,687,988   | 18,809,893  | -       | 13,793,700  | -          | -       |
| 219,729     | 2,552,936   | 1,261,241   | 5,712,398   | 58,957  | 3,894,347   | -          | -       |
| 611,459     | 12,390,209  | 3,228,033   | 16,193,548  | 1,026   | 6,443,749   | -          | -       |
| 64,281      | 4,206,675   | 944,216     | 2,768,439   | -       | 3,403,825   | -          | -       |
| 625,726     | 12,770,003  | 3,096,426   | 14,589,933  | -       | 7,215,011   | 940,853    | -       |
| 303,690     | 2,093,046   | 1,154,460   | 3,145,675   | -       | 2,598,447   | -          | -       |
| 86,501      | 3,971,378   | 1,925,169   | 9,122,208   | -       | 5,254,121   | -          | -       |
| 314,622     | 11,606,455  | 4,657,050   | 10,697,038  | 19,149  | 11,659,879  | -          | -       |
| 925,513     | 14,818,838  | 2,473,756   | 9,283,299   | 103,309 | 4,777,738   | -          | -       |
| 615,463     | 10,456,821  | 2,711,911   | 13,072,159  | -       | 9,299,333   | -          | -       |
| 313,608     | 2,983,280   | 1,081,012   | 6,316,498   | -       | 8,172,359   | 828,985    | -       |
| 161,873     | 2,485,043   | 1,686,405   | 3,995,152   | 218,063 | 2,346,845   | -          | -       |
| 176,075     | 5,249,592   | 3,074,199   | 6,783,620   | -       | 8,615,526   | -          | -       |
| 206,334     | 2,547,821   | 1,333,643   | 3,025,695   | 65,850  | 4,470,620   | -          | -       |
| 181,114     | 4,232,613   | 1,415,955   | 3,689,759   | -       | 4,245,067   | -          | -       |
| 89,308      | 3,993,378   | 1,267,604   | 3,885,045   | -       | 3,786,925   | -          | -       |
| 296,505     | 3,517,689   | 2,464,321   | 6,831,302   | -       | 5,928,388   | -          | -       |
| 203,197     | 5,119,704   | 1,238,886   | 6,176,802   | 121,533 | 2,717,518   | 1,408      | -       |
| 88,724      | 2,380,632   | 804,134     | 2,348,492   | -       | 2,073,256   | -          | -       |
| 154,533     | 3,296,152   | 1,165,914   | 3,989,086   | -       | 4,893,725   | -          | -       |
| 111,819     | 4,249,981   | 1,713,144   | 5,176,226   | -       | 4,951,794   | -          | -       |
| 315,828     | 3,798,233   | 920,975     | 3,486,617   | -       | 3,014,529   | 63,728     | -       |
| 68,265      | 4,510,924   | 831,868     | 1,694,393   | -       | 3,501,895   | -          | -       |
| 63,277      | 1,812,500   | 766,289     | 2,782,272   | -       | 1,263,114   | -          | -       |
| 2,228,907   | 18,645,615  | 5,239,572   | 24,923,034  | -       | 17,720,692  | -          | -       |
| 49,815      | 1,481,206   | 851,998     | 1,821,348   | 22,226  | 3,140,065   | -          | -       |
| 26,006      | 1,378,587   | 673,088     | 2,111,129   | -       | 2,154,671   | -          | -       |
| 51,247      | 1,804,337   | 676,078     | 2,744,686   | 67,722  | 3,684,903   | -          | -       |
| 39,986      | 1,243,671   | 689,908     | 1,958,171   | -       | 2,137,801   | -          | -       |
| 82,640      | 927,761     | 988,217     | 2,340,448   | -       | 1,849,016   | -          | -       |
| 21,230      | 843,642     | 745,029     | 1,160,378   | 13,978  | 1,166,366   | -          | -       |
| 16,018      | 383,662     | 399,372     | 837,559     | 77,557  | 552,182     | -          | -       |
| 11,378      | 399,210     | 442,764     | 1,117,575   | 137,992 | 379,830     | -          | -       |
| 19,029      | 561,351     | 438,598     | 941,984     | 12,485  | 938,182     | -          | -       |
| 156,154     | 1,026,077   | 528,144     | 1,209,155   | 14,039  | 1,221,106   | -          | -       |
| 9,347       | 656,217     | 308,655     | 445,275     | -       | 313,274     | 265,910    | -       |
| 86,234      | 809,551     | 390,078     | 649,841     | 9,862   | 970,144     | -          | -       |
| 39,526      | 269,481     | 211,138     | 492,421     | -       | 463,968     | 114,388    | -       |
| 23,141      | 499,417     | 279,986     | 1,150,388   | 2,521   | 633,215     | -          | -       |
| 30,232      | 202,756     | 184,721     | 383,457     | 12,129  | 309,292     | -          | -       |





